

Schroders

Schroder International Selection Fund EURO Equity

A Accumulation EUR | Data as at 31.12.2019

Important Information

The fund invests primarily in equity and equity related securities of companies in countries participating in the EMU.

•The fund may invest substantially in European securities and may suffer from adverse economic or financial events in Europe.

•The fund may use derivatives to meet its investment objective but does not intend to use derivatives extensively for investment purposes. Derivatives exposure may involve higher counterparty, liquidity and valuation risks. In adverse situations, the fund may suffer significant losses from their derivative usage for hedging.

•For share classes with a general dividend policy, expenses will be paid out of capital rather than out of gross income. The amount of distributable income therefore increases and the amount so increased may be considered to be dividend paid out of capital. Share classes with a fixed dividend policy may pay out both income and capital in distributions. Where distributions are paid out of capital, this amounts to a return or withdrawal of part of your original investment or capital gains attributable to that and may result in an immediate decrease in the net asset value of shares.

You should not make any investment decision solely based on this document. Please read the relevant offering document carefully for further fund details including risk factors.

Investment Objectives

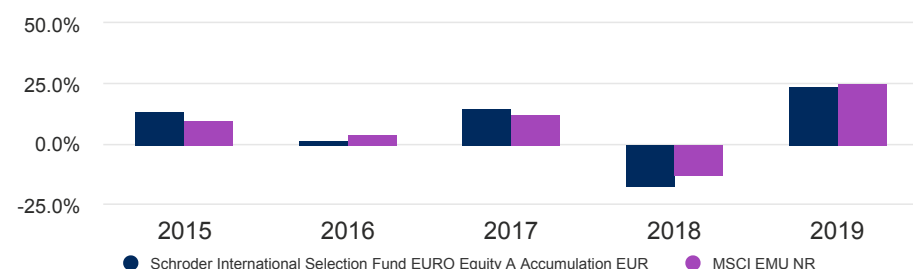
The fund aims to provide capital growth by investing in equity and equity related securities of companies in countries participating in the European Monetary Union.

Share class performance (Cumulative)

Performance (%)	1 month	3 months	6 months	YTD	1 year	3 years	5 years	10 years
Fund	2.4	5.9	10.9	23.7	23.7	17.5	35.6	96.9
Benchmark	1.1	5.1	7.8	25.5	25.5	23.2	41.2	88.9

Annual Performance (%)	2015	2016	2017	2018	2019
Fund	13.7	1.5	15.3	-17.6	23.7
Benchmark	9.8	4.4	12.5	-12.7	25.5

Performance over 5 years (%)



Source: Morningstar, NAV to NAV, net income reinvested, net of fees, based on Schroder International Selection Fund EURO Equity A Accumulation EUR Units, EUR. HKD/USD based investors are exposed to currency fluctuations where funds are denominated in currencies other than HKD/USD. Schroder International Selection Fund is referred to as Schroder ISF. The Fund size quoted includes all classes of the Fund. Investment involves risks. Price of units may go down as well as up. Past performance is not indicative of future performance. Please refer to the relevant offering documents for fund details including risk factors. This material is issued by Schroder Investment Management (Hong Kong) Limited and has not been reviewed by the SFC. Performance is calculated from the share class's since launch date (17.01.2000).

Fund facts

Fund manager	Martin Skanberg
Fund launch date	21.09.1998
Fund base currency	EUR
Fund size (Million)	EUR 3,385.50
Number of holdings	47
Benchmark	MSCI EMU NR
Unit NAV	EUR 39.1061
Hi/Lo (past 12 mths)	EUR 39.282 / EUR 31.4199
Annualized Return (3Y)	5.51%

Fees & expenses

Initial charge up to	5.00%
Annual management fee	1.5%

Codes

ISIN	LU0106235293
Bloomberg	SCHEAA LX
Reuters	LU0106235293.LUF

Ratings and accreditation

*



**



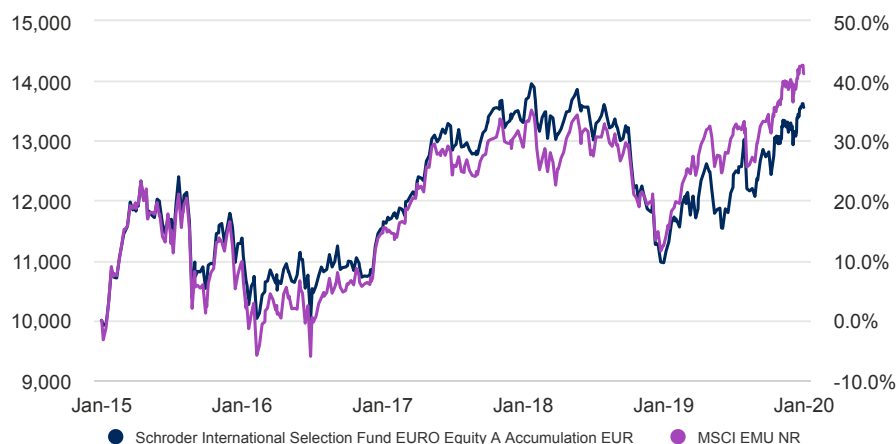
Please refer to the Important information section for the disclosure. The above is an internal ESG accreditation.

Schroders

Schroder International Selection Fund EURO Equity

A Accumulation EUR | Data as at 31.12.2019

Return of EUR 10,000



Past Performance is not a guide to future performance and may not be repeated.

The value of investments and the income from them may go down as well as up and investors may not get back the amounts originally invested. Exchange rate changes may cause the value of any overseas investments to rise or fall.

The chart is for illustrative purposes only and does not reflect an actual return on any investment.

Returns are calculated NAV to NAV (which means performance does not include the effect of any initial charges), net income reinvested, net of fees.

Risk statistics & financial ratios

	Fund	Benchmark
Annual volatility (%) (3y)	12.6	11.5
Alpha (%) (3y)	-1.4	-
Beta (3y)	1.0	-
Sharpe ratio (3y)	0.5	0.7
Price to book	1.6	-
Price to earnings	17.3	-

Source: Morningstar. The above ratios are based on NAV to NAV price based performance data. These financial ratios refer to the average of the equity holdings contained in the fund's portfolio and in the benchmark (if mentioned) respectively.

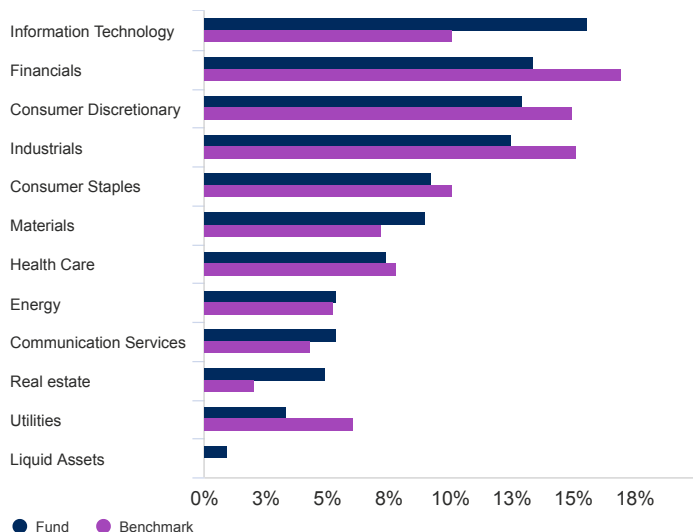
Schroders

Schroder International Selection Fund EURO Equity

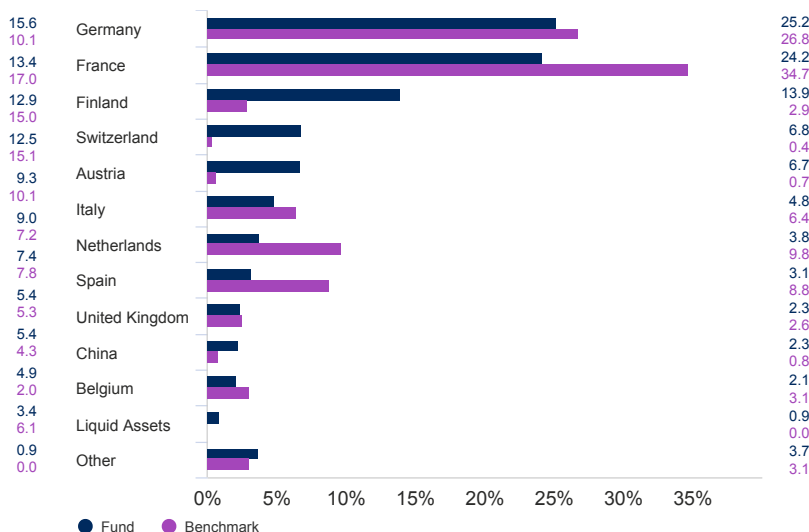
A Accumulation EUR | Data as at 31.12.2019

Asset allocation

Sector (%)



Geographical Breakdown (%)



Top 10 holdings (%)

	Holding name	%
1	Sanofi	4.9
2	SAP SE	4.4
3	Deutsche Wohnen SE	4.1
4	Danone SA	3.7
5	Carrefour SA	3.6
6	RWE AG	3.4
7	Cie Financiere Richemont SA	3.1
8	Neste Oyj	3.0
9	UniCredit SpA	3.0
10	Stora Enso Oyj	2.9

Source: Schroders.

Share class available

	A Accumulation EUR	A Distribution EUR
Distribution Policy	No Distribution	Annually Variable
ISIN	LU0106235293	LU0091115906
Bloomberg	SCHEEAA LX	SCHEEAI LX

Important information

* Morningstar Rating as at 31.12.2019: © Morningstar 2019. All Rights Reserved. The information contained herein: (1) is proprietary to Morningstar and/or its content providers; (2) may not be copied or distributed; and (3) is not warranted to be accurate, complete or timely. Neither Morningstar nor its content providers are responsible for any damages or losses arising from any use of this information. Past performance is no guarantee of future results.

** Sustainability Accreditation

Our Schroders Sustainability Accreditation aims to help investors distinguish how we consider Environmental, Social and Governance ("ESG") factors across our products.

This fund has been awarded an Integrated accreditation. ESG factors are embedded into the investment process and can be clearly evidenced. There is a strong commitment to stewardship and company engagement.



Download the offering documents here

Schroders

施羅德環球基金系列歐元股票

歐元A類別累積單位 | 數據截至 31.12.2019

重要事項

基金主要投資於EMU 成員國公司的股本和股本相關證券。

- 基金可重大投資於歐洲證券而可能受歐洲負面的經濟或金融事件影響。

- 基金可投資於金融衍生工具以達致投資目標，但無意為投資目的而大量運用金融衍生工具。運用金融衍生工具可涉及較高的對手方、流通性及估值的風險。在不利的情况下，基金可能會因為使用金融衍生工具作對沖之用而承受重大虧損。

- 一般股息政策的股份類別，支出將從資本而並非總收入中支付，可分派收入因此增加，而增加的部份可視為從資本中支付的股息。定息政策的股份類別，其股息可能同時由收入及資本中支付。從資本中支付的派息相當於從閣下原本投資的金額中，或從該等金額賺取的資本收益中退回或提取部份款項，可能導致每股資產淨值即時下跌。

閣下不應僅倚賴本文件而作出任何投資決定。請詳閱有關銷售文件以得悉基金之詳情包括風險因素。

投資目標

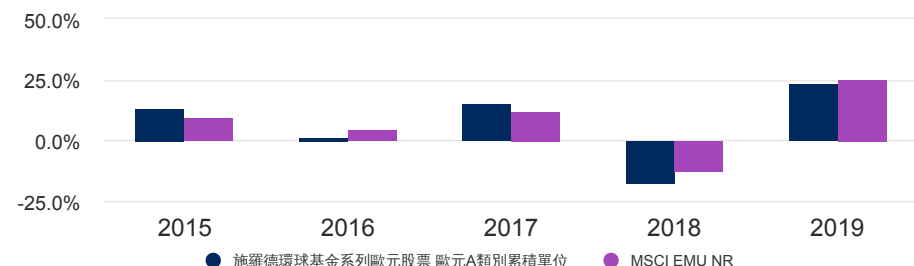
基金旨在通過投資於歐洲貨幣聯盟成員國的公司的股本和股本相關證券，以提供資本增值。

股份類別表現 (累計)

表現 (%)	1個月	3個月	6個月	年初至今	1年	3年	5年	10年
基金	2.4	5.9	10.9	23.7	23.7	17.5	35.6	96.9
基準	1.1	5.1	7.8	25.5	25.5	23.2	41.2	88.9

年度表現 (%)	2015	2016	2017	2018	2019
基金	13.7	1.5	15.3	-17.6	23.7
基準	9.8	4.4	12.5	-12.7	25.5

5年表現(%)



資料來源：晨星。以資產淨值價計算，收益再投資，已扣除費用，依據施羅德環球基金系列歐元股票歐元A類別累積單位單位、EUR。港幣/美金投資者在面對以港幣/美金以外的貨幣計算的基金時，面臨匯率波動。

本基金之資產值已涵蓋其所有類別。投資涉及風險。單位價格可跌可升。過往表現未必可作日後業績的準則。詳情（包括風險因素）請參閱有關銷售文件。本文件由施羅德投資管理（香港）有限公司刊發並未受香港證監會檢閱。基金表現由基金單位類別推出日期起計算（即：17.01.2000）。

基金資料

基金經理	Martin Skanberg
基金推出日期	21.09.1998
基金基本貨幣	EUR
資產值 (百萬元)	EUR 3,385.50
持倉數量	47
基準	MSCI EMU NR
單位資產淨值	EUR 39.1061
最高/最低 (過去十二個月)	EUR 39.282 / EUR 31.4199
年度回報率 (3年)	5.51%


費用和開支

首次認購費上限	5.00%
管理年費	1.5%

代碼

ISIN	LU0106235293
彭博代碼	SCHEEA LX
路透社代碼	LU0106235293.LUF

評級和認證



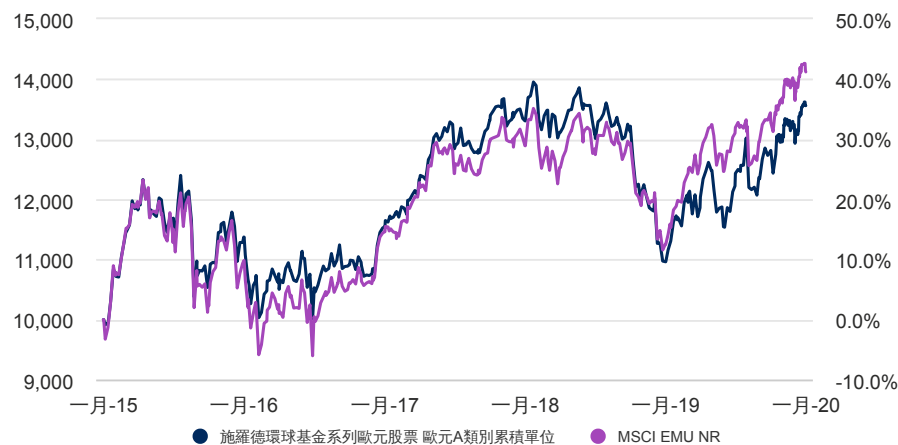
請參考重要事項章節。上述內容是內部的環境、社會及管治認證。

Schroders

施羅德環球基金系列歐元股票

歐元A類別累積單位 | 數據截至 31.12.2019

EUR 10,000 回報



風險統計數據及財務比率

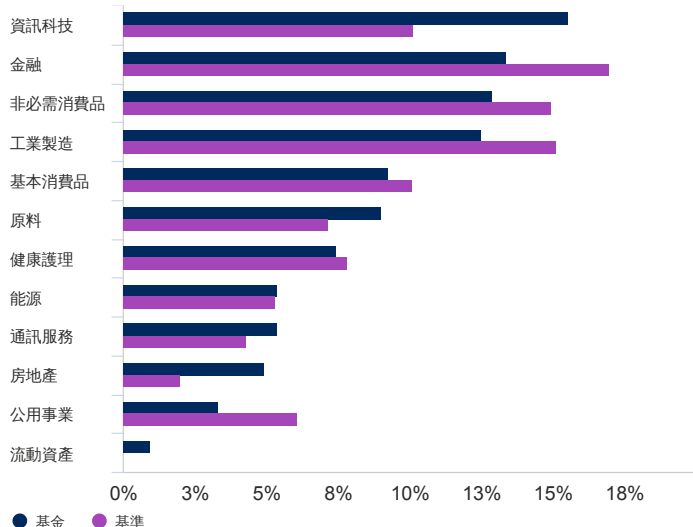
	基金	基準
年均相對波幅 (%) (3年)	12.6	11.5
阿爾法 (%) (3年)	-1.4	-
貝他 (3年)	1.0	-
夏普比率 (3年)	0.5	0.7
市賬率	1.6	-
市盈率	17.3	-

資料來源：晨星。上述比率以按資產淨值價計算之基金表現為基礎。上述財務比率是指基金投資組合和基準（如有提及）中所含的平均股權。

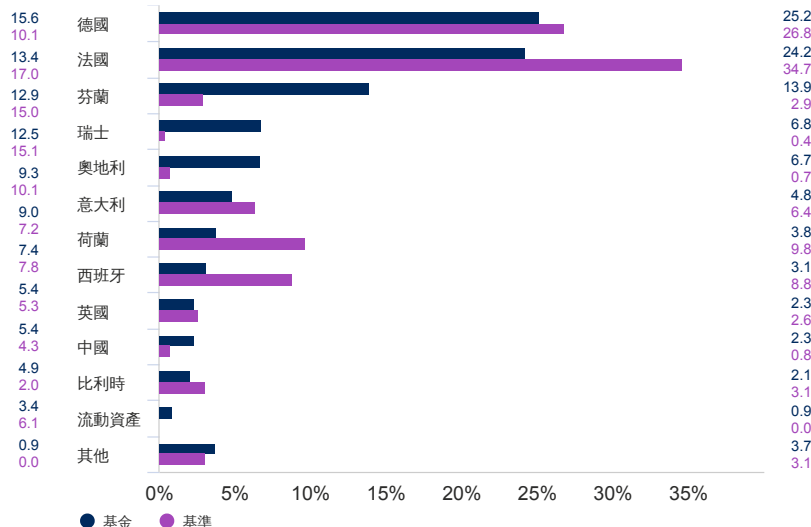
過往表現未必可作日後業績的準則，並不一定會再次重現。
投資價值及所得收益可跌亦可升，投資者未必能取回投資本金。匯率變動可能造成海外投資價值的上升或下跌。
本圖表僅供參考之用，並未反映任何投資的實際回報率。
回報率以資產淨值價計算（這是指業績並不包含任何首次認購費）、收益再投資、扣除費用。

資產分佈

行業 (%)



地區資產分佈 (%)



10大主要投資 (%)

	投資名稱	%
1	Sanofi	4.9
2	SAP SE	4.4
3	Deutsche Wohnen SE	4.1
4	Danone SA	3.7
5	Carrefour SA	3.6
6	RWE AG	3.4
7	Cie Financiere Richemont SA	3.1
8	Neste Oyj	3.0
9	UniCredit SpA	3.0
10	Stora Enso Oyj	2.9

資料來源：施羅德投資。

Schroders

施羅德環球基金系列歐元股票

歐元A類別累積單位 | 數據截至 31.12.2019

可認購股份類別

	歐元A類別累積單位	歐元A類別收息單位
派息政策	無派息	每年可變
ISIN	LU0106235293	LU0091115906
彭博代碼	SCHEEAA LX	SCHEEAI LX

重要事項

* 晨星評級截至31.12.2019: © Morningstar 2019.保留所有權利。此處包含的資訊為: (1) 為晨星和/或其內容提供者所專有; (2) 不得複製或流通; 以及 (3) 並不保證是準確、完全或及時的。晨星及其內容提供者對於使用這些資訊所造成的損害或損失, 概不承擔任何責任。過往表現未必可作日後業績的準則。

** 可持續發展認證

施羅德可持續發展認證旨在幫助投資者區別我們在所有產品中考慮環境、社會及管治 (「ESG」) 因素的方式。本基金已獲得整合性認證。環境、社會及管治因素已經融入投資過程中, 而且可被清楚證明。在管理工作與公司參與方面均有堅決承諾。



於此下載銷售文件