

Fidelity Funds – European Growth Fund 富達基金 – 歐洲增長基金

30 April 2019 年4月30日

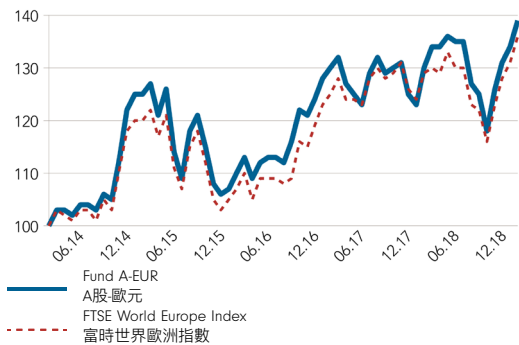
- This fund invests primarily in European equity securities.
- The fund is subject to investment, equities and foreign currency risk. The fund's performance will be closely tied to the conditions in the European Economic Area, the fund may be subject to increased liquidity, price, and foreign exchange risk.
- This fund can invest in derivative instruments which may involve additional risks (For example, leverage may cause greater volatility).
- Investors may suffer substantial loss of their investments in the fund. Investor should not invest in the fund solely based on the information provided in this document and should read the prospectus (including potential risks involved) for details.

- 本基金主要投資於歐洲股票證券。
- 基金可能涉及投資、股票及外幣風險。基金的表現將與歐洲經濟區的狀況息息相關，基金所承受的流動性、價格及外匯風險可能增加。
- 本基金可投資於可能包含額外風險的衍生工具 (例如槓桿效應可能導致波動擴大)。
- 您在本基金的投資有可能大幅虧損。投資者應該參閱此等基金之認購章程內的資料(包括潛在風險)，而不應只根據這文件內的資料而作出投資。

Fund Details 基金資料

Fund Manager 基金經理	Matthew Siddle
Reference Currency 報價貨幣	EUR 歐元
Fund Size 基金資產值	EUR7,415m (百萬歐元)
Max. Sales Charge 最高認購費	5.25%
Annual Management Fee 每年管理費	1.50%
Min. Subscription 最低認購金額	USD2,500 or HKD eqv 2,500美元或港元等值
Total No. of Positions 總持股數	59
Fidelity Fund Code 富達基金代號	1019

Fund Performance (rebased to 100) 基金表現 (指數化為100)



Top 10 Positions 十大持股 (%)

Company 公司	Sector 行業	Fund 基金	Index 指數
SAP SE	Technology 科技	5.5	1.4
ROYAL DUTCH SHELL PLC	Oil & Gas 石油及天然氣	5.0	2.9
ROCHE HOLDING LTD	Health Care 健康護理	4.6	2.1
SANOFI	Health Care 健康護理	4.0	1.0
FRESENIUS MED CRE AG & CO KGAA	Health Care 健康護理	4.0	0.2
AXA SA	Financials 金融	3.6	0.6
KERING SA	Consumer Services 消費者服務	3.4	0.5
BP PLC	Oil & Gas 石油及天然氣	3.3	1.6
WOLTERS KLUWER NV	Consumer Services 消費者服務	3.0	0.2
PRUDENTIAL PLC	Financials 金融	2.8	0.6

Investment Objective 投資目標

The fund invests principally in equity securities quoted on European stock exchanges. 本基金首要投資於在歐洲證券交易所掛牌的股票證券。

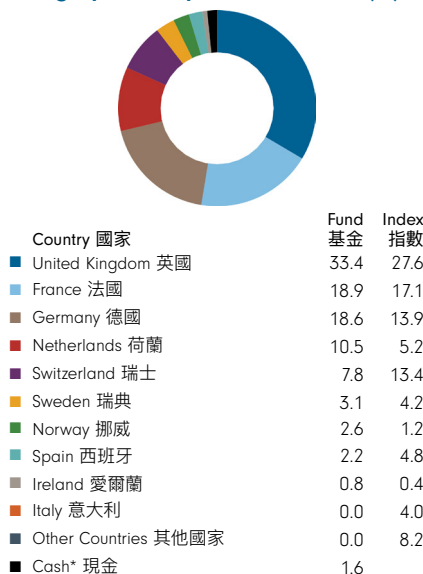
Cumulative Performance 累積表現 (%)

	YTD 年初至今	3 mth 3個月	6 mth 6個月	1 yr 1年	3 yr 3年	5 yr 5年	Since Launch 自推出以來
A-EUR A股-歐元	18.3	10.8	9.6	6.9	26.6	39.3	1224.0
A-ACC-EUR A股-累積-歐元	18.4	10.8	9.6	6.9	26.7	39.3	37.8
A-ACC-USD (H) A股-累積-美元(對沖)	17.8	10.9	10.1	8.6	38.3	45.3	48.4
Index 指數	17.3	10.3	9.9	4.8	26.8	35.6	946.7

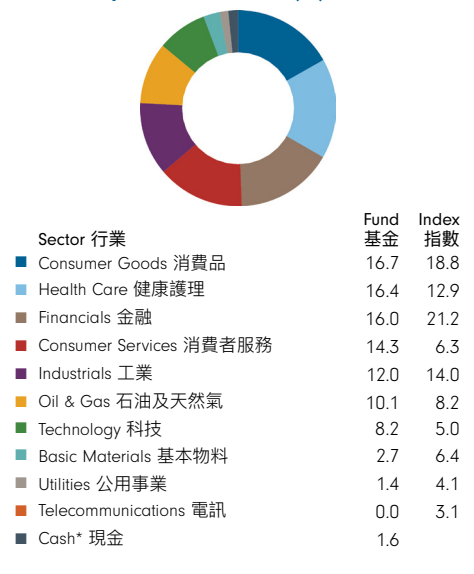
Source: Fidelity, NAV-NAV basis, in respective currencies with dividends re-invested. Index performance (if any) is calculated in the currency of the first share class listed in the table.

資料來源：富達，以資產淨值及各自貨幣計算，並假設股息盈利再作投資。指數表現（如有）以表內列示第一項股份類別之貨幣計算。

Geographical Exposure 國家分佈 (%)



Sector Exposure 行業分佈 (%)



Certain unclassified items (such as non-equity investments and index futures/options) are excluded. *Cash refers to any residual cash exposure that is not invested in shares or via derivatives. 部分未能分類的項目（如非股票投資及指數期貨/期權）未有包括在內。*現金指任何未被投資於股票或未透過衍生工具投資的剩餘現金部分。

Fidelity Funds – European Growth Fund

富達基金 – 歐洲增長基金

30 April 2019 年4月30日

Measures † 衡量指標

	Fund 基金	Index 指數
Annualised Volatility (3 years) 年度化波幅(3年)%	11.08	-
Beta (3 years) 貝他係數(3年)	1.03	-
Sharpe Ratio (3 years) 夏普比率(3年)	0.77	-
Price / earnings ratio (x) 市盈率 (倍)	17.2	17.3
Price / book ratio (x) 市賬率 (倍)	1.9	1.8
Active Money 主動投資比率(%)	76.3	-

Index 指數

Market Index: FTSE World Europe Index

富時世界歐洲指數

Prior to 29 Feb 00, FTSE World Europe ex-UK Index.

2000年2月29日以前之指數為富時世界歐洲(英國除外)指數。

Index is for comparative purpose only.

指數只用作為比較用途。

Share Class Details & Codes 股份類別資料及代碼

Share Class 股份類別	Launch Date 推出日期	NAV 單位資產淨值	Bloomberg Ticker 彭博代碼	ISIN 基金代碼
A-EUR A股-歐元	01.10.90	16.27	FIDLEUI LX	LU0048578792
A-ACC-EUR A股-累積-歐元	02.05.07	13.78	FIDFEUA LX	LU0296857971
A-ACC-USD (H) A股-累積-美元(對沖)	10.01.14	14.84	FFEGAUH LX	LU0997586606

A: distributing share class. A-ACC: accumulating share class. A-ACC(H): accumulating hedged share class.
A股: 派息股份類別。A股-累積: 累積股份類別。A股-累積(對沖): 累積(對沖)股份類別。

Calendar Year Performance 曆年表現 (%)

	2014	2015	2016	2017	2018
A-EUR A股-歐元	8.2	8.7	6.4	6.9	-9.6
A-ACC-EUR A股-累積-歐元	8.1	8.7	6.4	6.9	-9.6
A-ACC-USD (H) A股-累積-美元(對沖)	-	4.8	12.4	10.8	-7.7
Index 指數	7.5	8.8	3.2	11.4	-10.4

Source: Fidelity, NAV-NAV basis, in respective currencies with dividends re-invested. Index performance (if any) is calculated in the currency of the first share class listed in the table.

資料來源: 富達, 以資產淨值及各自貨幣計算, 並假設股息盈利再作投資。指數表現 (如有) 以表內列示第一項股份類別之貨幣計算。

Annual report
年度報告



Semi-annual report
半年度報告



Prospectus
認購章程



Product Key Facts
產品資料概要



A position combines all equity investments (including derivatives) linked to an issuing company. Derivatives are included on an exposure basis so they reflect the equivalent underlying shares needed to generate the same return. Geographic and sector breakdown tables are calculated using the positions methodology. Active Money: This is the sum of the fund's overweight positions (including effective cash) when compared to the market index. 倉位指包括與發行公司相關的一切股權投資 (包括衍生工具)。衍生工具已按風險基準包括在內, 故其反映可產生相同回報所需的等額相關股份。國家分佈及行業分佈為根據此倉位方法計算。主動投資比率: 用以量度基金組合相對指數持重之持倉 (包括現金) 總和。
(†) Morningstar, Inc. All Rights Reserved. Morningstar Rating™ as of 30/04/2019 (if applicable). Morningstar 版權所有, 晨星號評級數據截至30/04/2019 (如適用)。 (‡) Volatility measures are not calculated for funds which are less than 3 years old. 成立不足三年的基金之波幅不會被計算。 Δ Awards (if applicable) reflect fund performance of the previous calendar year. 獎項 (如適用) 反映基金截至上年度表現。

This material is issued by FIL Investment Management (Hong Kong) Limited and it has not been reviewed by the Securities and Futures Commission ("SFC"). Investors are reminded of concentration risks and volatility associated with sector funds. Investment involves risks. Past performance is not indicative of future performance. Please refer to the Fidelity Prospectus for Hong Kong Investors for further details (including the risk factors). If investment returns are not denominated in HKD or USD, US/HK dollar-based investors will be exposed to exchange rate fluctuations. Fidelity, Fidelity International, the Fidelity International logo and F symbol are trademarks of FIL Limited.

本文件由富達基金(香港)有限公司發行。本文件未經證券及期貨事務監察委員會審核。投資者應注意行業投資所帶來的風險。投資涉及風險。基金過去的表现並不表示將來亦會有類似的業績。詳情請細閱富達香港投資者認購章程(包括風險因素)。若投資收益並非以港元或美元計算, 以美元/港元作出投資的投資者需承受匯率波動的風險。「富達」、Fidelity、Fidelity International、Fidelity International 標誌及F標誌均為FIL Limited的商標。