

IMPORTANT:

- The Fund's investments in equities could incur significant losses due to higher fluctuation of equity values. The Fund may invest in assets denominated in various currencies. Changes in exchange rates and currency controls may affect the value of the Fund's assets. The Fund's investments are concentrated in Europe. This may result in greater volatility than more broad-based investments.
- The Fund is subject to emerging market risk, foreign investments restrictions risk, smaller companies' volatility and liquidity risks, contingent convertible bonds risk and currency conversion risk including Renminbi denominated Classes.
- The Fund may use derivatives for hedging and for investment purposes. However, usage for investment purposes will not be extensive. The Fund may suffer losses from its derivatives usage.
- The value of the Fund can be volatile and can go down substantially within a short period of time. It is possible that a certain amount of your investment could be lost.
- Investors should not make investment decisions based on this document alone. Investors should refer to the Prospectus and Key Facts Statement for details including risk factors.

INVESTMENT OBJECTIVE

The European Special Situations Fund seeks to maximise total return. The Fund invests at least 70% of its total assets in the equity securities of companies domiciled in, or exercising the predominant part of their economic activities in, Europe.

The Fund places particular emphasis on "special situations" companies that, in the opinion of the Investment Adviser, are companies with potential for improvement that the market has failed to appreciate. Such companies generally take the form of small, mid or large capitalisation companies that are undervalued and exhibit growth investment characteristics, such as above-average growth rates in earnings or sales and high or improving returns on capital. In some cases such companies can also benefit from changes in corporate strategy and business restructuring.

In normal market conditions the Fund invests at least 50% of its total assets in small and mid-capitalisation companies. Small and mid-capitalisation companies are considered companies which, at the time of purchase, form the bottom 30% by market capitalisation of European stock markets.

GROWTH OF 10,000 SINCE LAUNCH

BlackRock European Special Situations Fund A2 AUD Hedged —

These figures show as a NAV change of the Fund based on a hypothetical \$10,000 investment in the share class.

CUMULATIVE PERFORMANCE (%)


	3 mths	6 mths	YTD	1 Year	2 Years	3 Years	5 Years	Since Launch
Share Class	2.53	9.38	28.84	9.31	14.38	36.82	71.40	70.20

CALENDAR YEAR PERFORMANCE (%)

	2018	2017	2016	2015	2014*
Share Class	-12.40	20.16	-5.50	26.72	4.80

*Performance shown from share class launch date to calendar year end.

Share class performance is calculated on a Net Asset Value (NAV) basis, with income reinvested, net of fees. Performance is calculated in the relevant share class currency, including ongoing charges and taxes and excluding subscription and redemption fees, if applicable. Benchmark performance displayed in denominated currency and for comparative purpose only. Source: BlackRock. **Past performance is not a guide to future performance and should not be the sole factor of consideration when selecting a product.** Investors may not get back the full amount invested.

RATINGS

Morningstar, Inc. All Rights Reserved.

KEY FACTS

Asset Class	Equity
Morningstar Category	Other Equity
Inception Date	14-Oct-2002
Share Class Launch Date	26-Feb-2014
Fund Base Currency	EUR
Share Class Currency	AUD
Fund Size (mil)	1,251.52 EUR
Benchmark	MSCI Europe Index
Domicile	Luxembourg
Fund Type	UCITS
ISIN	LU1023062109
Bloomberg Index Ticker	BEGA2AH
Distribution Frequency	Non-Distributing

PORTFOLIO MANAGERS

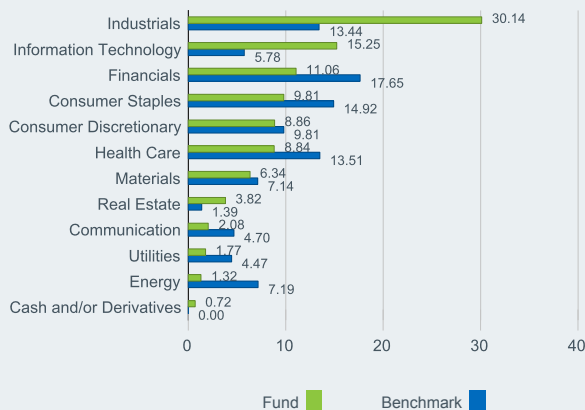
Michael Constantis

TOP HOLDINGS (%)

SAP SE	4.39
ASML HOLDING NV	4.28
SAFRAN SA	3.64
NOVO NORDISK A/S	3.42
LVMH MOET HENNESSY LOUIS VUITTON SE	3.05
LONDON STOCK EXCHANGE GROUP PLC	2.94
UNILEVER PLC	2.90
DSV A/S	2.89
FERRARI NV	2.85
VINCI SA	2.65
Total	33.01

Holdings subject to change.

SECTOR BREAKDOWN (%)



Negative weightings may result from specific circumstances (including timing differences between trade and settlement dates of securities purchased by the funds) and/or the use of certain financial instruments, including derivatives, which may be used to gain or reduce market exposure and/or risk management. Allocations are subject to change. Due to rounding, the total may not be equal to 100 %.

PORTFOLIO CHARACTERISTICS

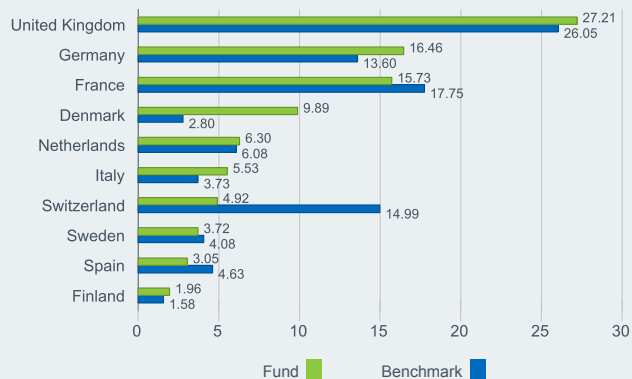
Weighted Average Market Capitalisation (millions)	46,780.80 EUR
Price to Earnings Ratio	23.67x
Price to Book Ratio	4.53x

FEES AND CHARGES

Max Initial Charge	5.00%
Management Fee (incl. Distribution Fee, if any)	1.50%

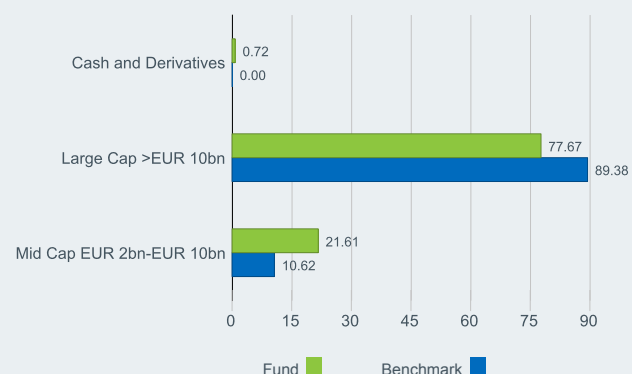
For Fee details, please refer to the Fund Prospectus.

GEOGRAPHIC BREAKDOWN (%)



Geographic exposure relates principally to the domicile of the issuers of the securities held in the product, added together and then expressed as a percentage of the product's total holdings. However, in some instances it can reflect the geography where the issuer of the securities carries out much of their business. "Others" excluded from the chart above.

MARKET CAPITALISATION (%)



+852 3903 2688

clientservice.asiapac@blackrock.com

www.blackrock.com/hk

The Fund changed its investment policy and objective in 2017. Prior to this performance of the Fund was achieved under circumstances that no longer apply. Effective 14 February 2014, the Benchmark changed from MSCI Europe Growth Index to MSCI Europe Index. The performance of the benchmark prior to 14 February 2014 is that of MSCI Europe Growth. In 2014 the European Small & MidCap Opportunities Fund was merged into the European Growth Fund and the surviving fund was re-named as the European Special Situations Fund and its investment policy and benchmark were changed. Prior to this performance of the Fund was achieved under circumstances that no longer apply.

Sources: BlackRock and Morningstar. Performance is shown as of the month end in share class currency on a NAV to NAV price basis with income reinvested, net of fees. The above Fund data is for information only and does not constitute an offer or invitation to anyone to invest in any BlackRock Global Funds (BGF) and has not been prepared in connection with any such offer. BGF is an open-ended investment company established in Luxembourg which is available for sale in certain jurisdictions only. BGF is not available for sale in the U.S. or to U.S. persons. Product information concerning BGF should not be published in the U.S. Investment involves risk. Past performance is not necessarily a guide to future performance or returns. The value of investments and the income from them can fluctuate and is not guaranteed. Rates of exchange may cause the value of investments to go up or down. Investors may not get back the amount they invest. Individual stock price/figure does not represent the return of the Fund. The investment returns are denominated in share class dealing currency, which may be a foreign currency. If so, US/HK dollar-based investors are therefore exposed to fluctuations in the US/HK dollar/foreign currency exchange rate. For Hong Kong investors, please refer to the BGF Prospectus for details, including risk factors. Issued by BlackRock Asset Management North Asia Limited. This material and the BlackRock website (www.blackrock.com/hk) have not been reviewed by the Securities and Futures Commission of Hong Kong. BlackRock is a registered trademark of BlackRock, Inc. © 2019 BlackRock, Inc. All Rights Reserved. All other trademarks are those of their respective owners.

BLACKROCK®
貝萊德