

Schroders Schroder China Asset Income Fund

A Accumulation HKD | Data as at 31.12.2022

Important Information

The fund invests primarily in Chinese equities and fixed income securities.

1. The fund is exposed to general investment risk, equity investment risk and risk relating to asset allocation strategy. The fund's asset allocation strategy may incur greater transaction costs and there is no assurance that such strategy will be successful.
 2. The fund investment in fixed income securities may be subject to credit and counterparty, credit rating risk, etc.. The fund investment in below investment grade and/or unrated debt securities may be subject to higher degree of the above risks.
 3. The fund invests in PRC and exposed to China market risk which may be subject to change in political, social and economic risk, liquidity and volatility risk, etc..
 4. The fund will invest substantially in Chinese equities and Chinese fixed income securities and is subject to concentration risk.
 5. The fund may invest in derivatives and subject to risks associated with derivatives.
 6. In respect of the distribution units, the manager will declare and pay monthly distributions. However, the distribution rate is not guaranteed. Distribution yield is not indicative of the return of the fund. Distribution may be paid from capital of the fund. Investors should note that where the payment of distributions are paid out of capital, this represents and amounts to a return or withdrawal of part of the amount you originally invested or capital gains attributable to that and may result in an immediate decrease in the value of units.
- You should not make any investment decision solely based on this document. Please read the relevant offering document carefully for further fund details including risk factors.

Investment Objectives

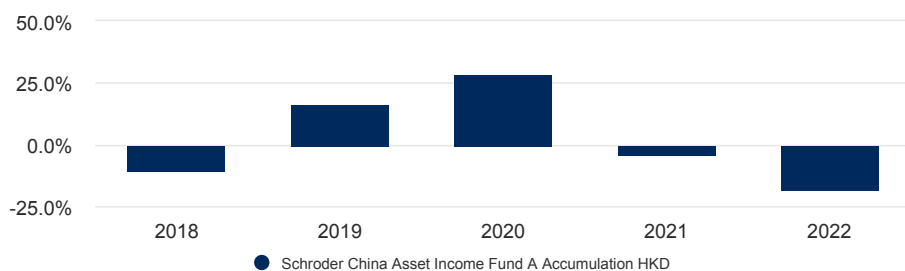
The fund's objective is to provide income and capital growth by investing primarily in Chinese equity and fixed income securities.

Share class performance (Cumulative)

| Performance (%) | 1 month | 3 months | 6 months | YTD | 1 year | 3 years | 5 years | Since inception |
|-----------------|---------|----------|----------|-------|--------|---------|---------|-----------------|
| Fund | 3.0 | 5.2 | -8.1 | -18.5 | -18.5 | 0.8 | 4.8 | 26.3 |

| Annual Performance (%) | 2018 | 2019 | 2020 | 2021 | 2022 |
|------------------------|-------|------|------|------|-------|
| Fund | -10.8 | 16.6 | 28.8 | -4.0 | -18.5 |

Performance over 5 years (%)



Source: Morningstar, NAV to NAV, net income reinvested, net of fees, based on Schroder China Asset Income Fund A Accumulation HKD Units, HKD. The Fund size quoted includes all classes of the Fund. Investment involves risks. Price of units may go down as well as up. Past performance is not indicative of future performance. Please refer to the relevant offering documents for fund details including risk factors. This material is issued by Schroder Investment Management (Hong Kong) Limited and has not been reviewed by the SFC. Performance is calculated from the share class's since launch date (18.08.2016). The names of the target and comparator(s) benchmarks may be displayed in abbreviation format, please refer to the Benchmark and corporate action information section for the full benchmark names.

Fund literature



Download the offering documents and investor notice here

Ratings and accreditation



Please refer to the Source and ratings information section for details on the icons shown above.

Fund facts

| | |
|------------------------|--|
| Fund manager | Asia Multi-Asset team led by Keiko Kondo |
| Fund launch date | 18.08.2016 |
| Fund base currency | HKD |
| Fund size (Million) | HKD 4,471.02 |
| Unit NAV | HKD 126.3259 |
| Hi/Lo (past 12 mths) | HKD 154.7022 / HKD 110.6653 |
| Annualized Return (3Y) | 0.26% |

Fees & expenses

| | |
|-----------------------|--------|
| Initial charge up to | 5.00% |
| Annual management fee | 1.500% |
| Redemption fee | 0.00% |

Codes

| | |
|-----------|--------------|
| ISIN | HK0000301397 |
| Bloomberg | SCAIAAH HK |

Schroders Schroder China Asset Income Fund

A Accumulation HKD | Data as at 31.12.2022

Return of HKD 100,000



Risk statistics & financial ratios

| | Fund |
|----------------------------|------|
| Annual volatility (%) (3y) | 15.0 |

Source: Morningstar. The above ratios are based on NAV to NAV price based performance data.

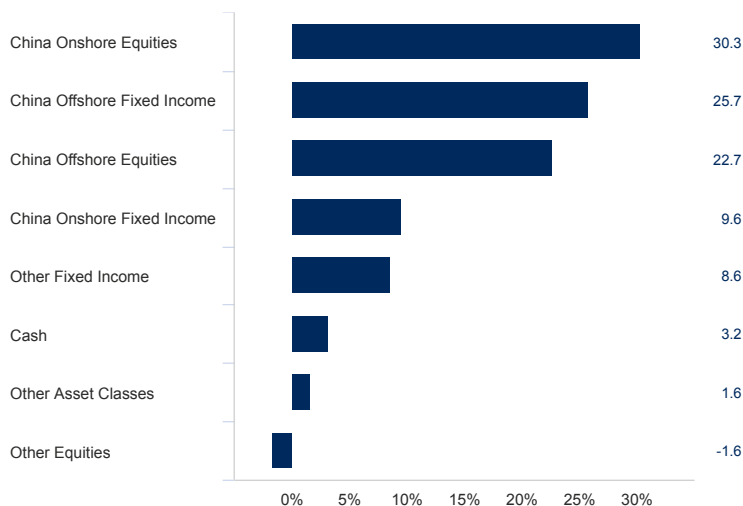
Past Performance is not a guide to future performance and may not be repeated. The value of investments and the income from them may go down as well as up and investors may not get back the amounts originally invested. Exchange rate changes may cause the value of any overseas investments to rise or fall. Performance data does not take into account any commissions and costs, if any, charged when units or shares of any fund, as applicable, are issued and redeemed.

The chart is for illustrative purposes only and does not reflect an actual return on any investment.

Returns are calculated NAV to NAV (which means performance does not include the effect of any initial charges), net income reinvested, net of fees.

Asset allocation

Asset class (%)



Sector (%)

| Asset Type | Equities | Fixed Income | Total |
|------------------------|-------------|--------------|--------------|
| Other | 9.2 | 8.7 | 18.0 |
| Consumer Discretionary | 11.8 | 6.0 | 17.9 |
| Diversified Financials | 1.5 | 10.3 | 11.8 |
| Industrials | 7.5 | 2.0 | 9.5 |
| Materials | 5.2 | 2.6 | 7.8 |
| Banks | 2.2 | 5.0 | 7.2 |
| Communication Services | 5.5 | 1.7 | 7.2 |
| Information Technology | 4.9 | 1.5 | 6.4 |
| Sovereign | 0.0 | 5.6 | 5.6 |
| Consumer Staples | 3.6 | 0.4 | 4.0 |
| Cash | 0.0 | 0.0 | 3.2 |
| Other Asset Classes | 0.0 | 0.0 | 1.6 |
| Total | 51.4 | 43.9 | 100.0 |

Top 5 equity (%)

| Holding name | % |
|--------------------------------------|-----|
| TENCENT HOLDINGS LTD | 3.1 |
| ALIBABA GROUP HOLDING LTD | 3.1 |
| MEITUAN | 2.2 |
| PING AN INSURANCE (GROUP) OF CHINA A | 1.5 |
| KWEICHOW MOUTAI LTD A A | 1.3 |

Schroders Schroder China Asset Income Fund

A Accumulation HKD | Data as at 31.12.2022

Top 5 fixed income (%)

| Holding name | % |
|---|-----|
| HANWHA SOLUTIONS CORP 3.0 19-APR-2024 Reg-S (SENIOR) | 0.9 |
| PEOPLE'S REPUBLIC OF CHINA 3.72 12-APR-20512 | 0.8 |
| STANDARD CHARTERED BANK 4.35 18-MAR-2026 Reg-S (SENIOR) | 0.8 |
| HYUNDAI CAPITAL SERVICES INC 3.2 11-AUG-2024 Reg-S (SENIOR) | 0.7 |
| LINK CB LTD 4.5 12-DEC-2027 Reg-S (SENIOR) | 0.6 |

Source: Schroders.

Percentages of allocation may not sum up to 100% due to rounding issue. The "Others" asset type may include equity and fixed income futures, if held by the fund.

Share class available

| | A Accumulation HKD | A Distribution HKD | A Accumulation USD | A Distribution USD | A Distribution AUD Hedged |
|----------------------------|--------------------|--------------------|--------------------|--------------------|---------------------------|
| Distribution Policy | No Distribution | Monthly | No Distribution | Monthly | Monthly |
| ISIN | HK0000301397 | HK0000301405 | HK0000301413 | HK0000301421 | HK0000301439 |
| Bloomberg | SCAIAAH HK | SCAIADH HK | SCAIAAU HK | SCAIADU HK | SCAIADA HK |

| | A Distribution CNH Hedged |
|----------------------------|---------------------------|
| Distribution Policy | Monthly |
| ISIN | HK0000301447 |
| Bloomberg | SCAIADR HK |

Important information

The CNH Hedged share class mentioned in this factsheet refer to RMB Hedged share class in the relevant offering documents.

Morningstar Rating as at 31.12.2022: © Morningstar 2022. All Rights Reserved. The information contained herein: (1) is proprietary to Morningstar and/or its content providers; (2) may not be copied or distributed; and (3) is not warranted to be accurate, complete or timely. Neither Morningstar nor its content providers are responsible for any damages or losses arising from any use of this information. Past performance is no guarantee of future results.

重要事項

基金主要投資於中國股票和定息證券。

1. 基金須承受一般投資風險，股票投資風險及有關資產配置策略的風險。基金之資產配置策略或會產生較高之交易成本，運用的策略能否成功並沒有得到保證。
2. 基金投資於定息證券或會承受信貸和對手方、信貸評級等風險。投資於低於投資級別或未獲評級的定息證券，與擁有較高評級證券相比，須承受較高之風險。
3. 基金投資於中國須承受中國內地市場的風險，因而須承受政治、社會和經濟政策變動的風險、流動性及波動性風險等等。
4. 基金將大量投資於中國股票和中國定息證券，承受集中投資的風險。
5. 基金可能投資於衍生工具而承受相關風險。
6. 就收息單位而言，經理人會每月宣佈和派發股息。然而，息率並不保證。派息率並非基金回報之準則。基金在支付派息時，可從資本中支付派息。投資者應注意從資本中支付派息時，即表示及相當於從閣下原本投資的金額中，或從該等金額賺取的資本收益中退回或提取部份款項，可能即時導致單位價值下跌。

閣下不應僅倚賴本文件而作出任何投資決定。請詳閱有關銷售文件以得悉基金之詳情包括風險因素。

投資目標

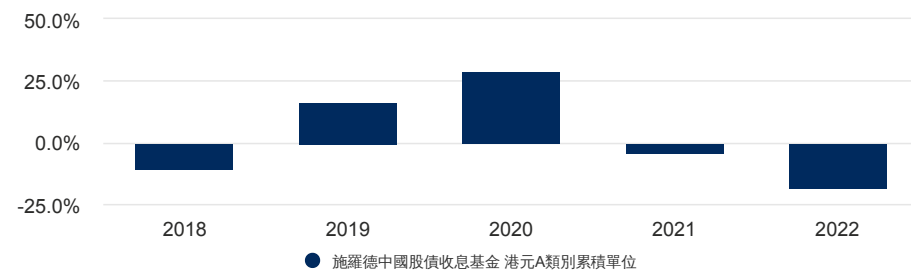
基金的目標是主要透過投資於中國股票和定息證券，以提供收益及資本增值。

股份類別表現 (累計)

| 表現 (%) | 1個月 | 3個月 | 6個月 | 年初至今 | 1年 | 3年 | 5年 | 自設立日起 |
|--------|-----|-----|------|-------|-------|-----|-----|-------|
| 基金 | 3.0 | 5.2 | -8.1 | -18.5 | -18.5 | 0.8 | 4.8 | 26.3 |

| 年度表現 (%) | 2018 | 2019 | 2020 | 2021 | 2022 |
|----------|-------|------|------|------|-------|
| 基金 | -10.8 | 16.6 | 28.8 | -4.0 | -18.5 |

5年表現 (%)



資料來源：晨星。以資產淨值價計算，收益再投資，已扣除費用，依據施羅德中國股債收息基金 港元A類別累積單位、港元。本基金之資產值已涵蓋其所有類別。投資涉及風險。單位價格可跌可升。過往表現未必可作日後業績的準則。詳情（包括風險因素）請參閱有關銷售文件。本文件由施羅德投資管理（香港）有限公司刊發並未受香港證監會檢閱。基金表現由基金單位類別推出日期起計算（即：18.08.2016）。目標和比較基準的名稱可能以縮寫的格式展示，有關完整的基準名稱，請參閱基準和公司行為信息部分。

基金文件



於此下載銷售文件和投資者公告

評級和認證



請參考資料來源與評級說明，以獲取有關圖標的詳細信息。

基金資料

| | |
|------------------|----------------------------|
| 基金經理 | 由Keiko Kondo領導的亞洲多元化資產投資團隊 |
| 基金推出日期 | 18.08.2016 |
| 基金基本貨幣 | 港元 |
| 資產值 (百萬元) | 港元 4,471.02 |
| 單位資產淨值 | 港元 126.3259 |
| 最高 / 最低 (過去十二個月) | 港元 154.7022 / 港元 110.6653 |
| 年度回報率 (3年) | 0.26% |

費用和開支

| | |
|---------|--------|
| 首次認購費上限 | 5.00% |
| 管理年費 | 1.500% |
| 贖回費 | 0.00% |

代碼

| | |
|------|--------------|
| ISIN | HK0000301397 |
| 彭博代碼 | SCAIAAH HK |

港元 100,000 回報



風險統計數據及財務比率

| | 基金 |
|-----------------|------|
| 年均相對波幅 (%) (3年) | 15.0 |

資料來源：晨星。上述比率以按資產淨值價計算之基金表現為基礎。

過往表現未必可作日後業績的準則，並不一定會再次重現。

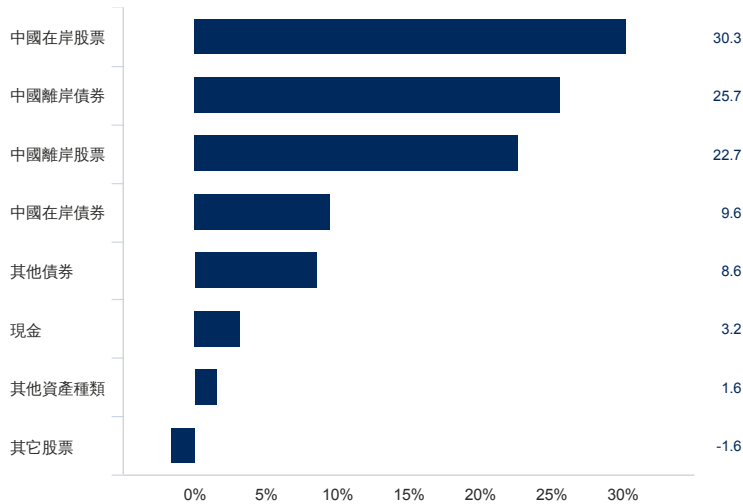
投資價值及所得收益可跌亦可升，投資者未必能取回投資本金。匯率變動可能造成海外投資價值的上升或下跌。表現數據中未扣除基金單位或股份（如適用）發行和贖回時收取的佣金和費用。

本圖表僅供參考之用，並未反映任何投資的實際回報率。

回報率以資產淨值價計算（這是指業績並不包含任何首次認購費）、收益再投資、扣除費用。

資產分佈

資產類別 (%)



行業資產分佈 (%)

| 資產類型 | 股票 | 債券 | 總計 |
|-----------|-------------|-------------|--------------|
| 其他 | 9.2 | 8.7 | 18.0 |
| 非必需消費品 | 11.8 | 6.0 | 17.9 |
| 多元化金融服務 | 1.5 | 10.3 | 11.8 |
| 工業製造 | 7.5 | 2.0 | 9.5 |
| 原料 | 5.2 | 2.6 | 7.8 |
| 銀行 | 2.2 | 5.0 | 7.2 |
| 通訊服務 | 5.5 | 1.7 | 7.2 |
| 資訊科技 | 4.9 | 1.5 | 6.4 |
| 主權債券 | 0.0 | 5.6 | 5.6 |
| 基本消費品 | 3.6 | 0.4 | 4.0 |
| 現金 | 0.0 | 0.0 | 3.2 |
| 其他資產種類 | 0.0 | 0.0 | 1.6 |
| 總計 | 51.4 | 43.9 | 100.0 |

5大主要股票投資 (%)

| 投資名稱 | % |
|--------------------------------------|-----|
| TENCENT HOLDINGS LTD | 3.1 |
| ALIBABA GROUP HOLDING LTD | 3.1 |
| MEITUAN | 2.2 |
| PING AN INSURANCE (GROUP) OF CHINA A | 1.5 |
| KWEICHOW MOUTAI LTD A A | 1.3 |

5大主要固定收益投資 (%)

| 投資名稱 | % |
|---|-----|
| HANWHA SOLUTIONS CORP 3.0 19-APR-2024 Reg-S (SENIOR) | 0.9 |
| PEOPLE'S REPUBLIC OF CHINA 3.72 12-APR-20512 | 0.8 |
| STANDARD CHARTERED BANK 4.35 18-MAR-2026 Reg-S (SENIOR) | 0.8 |
| HYUNDAI CAPITAL SERVICES INC 3.2 11-AUG-2024 Reg-S (SENIOR) | 0.7 |
| LINK CB LTD 4.5 12-DEC-2027 Reg-S (SENIOR) | 0.6 |

資料來源: 施羅德投資。由於四捨五入的關係, 分配相加的百分比可能不等於100%。如果基金包含“其他”資產類型, 則可能包括股票和固定收益期貨。

可認購股份類別

| | 港元A類別累積單位 | 港元A類別收息單位 | 美元A類別累積單位 | 美元A類別收息單位 | (澳元對沖) A類別收息單位 |
|------|--------------|--------------|--------------|--------------|----------------|
| 派息政策 | 無派息 | 每月 | 無派息 | 每月 | 每月 |
| ISIN | HK0000301397 | HK0000301405 | HK0000301413 | HK0000301421 | HK0000301439 |
| 彭博代碼 | SCAIAAH HK | SCAIADH HK | SCAIAAU HK | SCAIADU HK | SCAIADA HK |

| | (人民幣對沖) A類別收息單位 |
|------|-----------------|
| 派息政策 | 每月 |
| ISIN | HK0000301447 |
| 彭博代碼 | SCAIADR HK |

重要事項

晨星評級截至 31.12.2022: © Morningstar 2022.保留所有權利。此處包含的資訊為: (1) 為晨星和/或其內容提供者所專有; (2) 不得複製或流通; 以及 (3) 並不保證是準確、完全或及時的。晨星及其內容提供者對於使用這些資訊所造成的損害或損失, 概不承擔任何責任。過往表現未必可作日後業績的準則。