



Unit Trust Range

JPMorgan Europe High Yield Bond Fund

- The Fund invests at least 70% in European and non-European below investment grade debt securities denominated in European currencies. The Fund will have limited RMB denominated underlying investments.
- The Fund is exposed to risks related to debt securities (including below investment grade/ unrated investment risk, investment grade bond risk, credit risk, interest rate risks and valuation risk), concentration, currency, derivative, liquidity, hedging, class currency, currency hedged classes and Eurozone sovereign debt crisis. Pertaining to investments in below investment grade or unrated debt securities, these securities may be subject to higher liquidity risks and credit risks comparing with investment grade bonds, with an increased risk of loss of investment. For RMB hedged class, risks associated with the RMB currency and currency hedged classes risks. RMB is currently not freely convertible and RMB convertibility from offshore RMB (CNH) to onshore RMB (CNY) is a managed currency process subject to foreign exchange control policies of and restrictions imposed by the Chinese government. There can be no assurance that RMB will not be subject to devaluation at some point. The Manager may, under extreme market conditions when there is not sufficient RMB for currency conversion and with the approval of the Trustee, pay redemption monies and/or distributions in fund's base currency.
- Where the income generated by the Fund is insufficient to pay a distribution as the Fund declares, the Manager may at its discretion determine such distributions may be paid from capital including realised and unrealised capital gains. Investors should note that the payment of distributions out of capital represents a return or withdrawal of part of the amount they originally invested or from any capital gains attributable to that original investment. Any payments of distributions by the Fund may result in an immediate decrease in the net asset value per unit. Also, a positive distribution yield does not imply a positive return on the total investment.
- Investors may be subject to substantial losses.
- Investors should not solely rely on this document to make any investment decision.

Fund overview

Investment objective

To aim to achieve a return in excess of European bond markets by investing at least 70% of its total net asset value in European and non-European below investment grade debt securities denominated in European currencies.

Expertise

Fund Manager

Peter Aspbury, Russell Taylor

Fund Information ((mth) - USD (hedged))

Fund base currency

USD

Total fund size (m)

USD 14.6

SEDOL

BZ6VVBV9

ISIN code

HK0000288537

Bloomberg code

JPEHYMU HK

Current charge

Initial : 3.0% of NAV

Redemption : 0%

Management fee : 1.0% p.a.

Denominated currency and NAV per unit

((mth) - USD (hedged) : USD 8.01

((mth) - AUD (hedged) : AUD 7.94

((mth) - EUR : EUR 8.11

((mth) - HKD (hedged) : HKD 8.09

((mth) - RMB (hedged) : RMB 8.06

12 month NAV

High : USD 8.69 (30/03/22)

Low : USD 7.47 (13/10/22)

Distribution frequency

((mth) : Expected monthly

Yield (%)

((mth) - USD (hedged)

((mth) - AUD (hedged)

((mth) - EUR

((mth) - HKD (hedged)

((mth) - RMB (hedged)

Last distribution(xd date)/Annualised yield²⁾

USD 0.0437 (28/02/23)/6.75%

AUD 0.0343 (28/02/23)/5.31%

EUR 0.029 (28/02/23)/4.38%

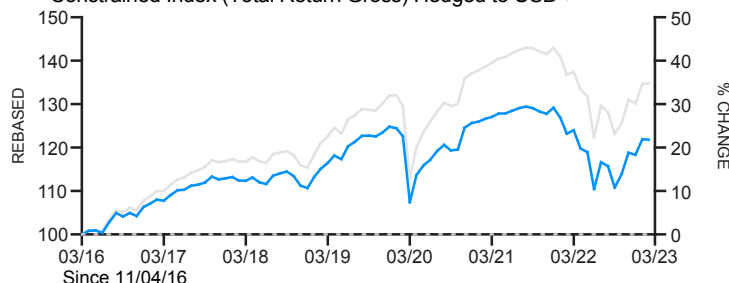
HKD 0.0305 (28/02/23)/4.62%

RMB 0.0296 (28/02/23)/4.50%

Performance

Cumulative Performance (%)

JPMorgan Europe High Yield Bond (mth) - USD (hedged)
ICE BofA Euro Developed Markets Non-Financial High Yield
Constrained Index (Total Return Gross) Hedged to USD¹⁾



	1 month	1 year	3 years	5 years	Since launch	Launch date
((mth) - USD (hedged)	-0.1	-1.1	-0.7	8.4	21.8	11/04/16
Benchmark (in USD) ¹⁾	0.1	-1.5	4.0	15.3	35.6	
((mth) - AUD (hedged)	-0.1	-2.1	-2.8	4.7	19.5	11/04/16
((mth) - EUR	-0.1	-3.5	-3.5	-0.8	8.1	11/04/16
((mth) - HKD (hedged)	-0.1	-1.6	-0.6	7.2	19.2	11/04/16
((mth) - RMB (hedged)	-0.1	-1.0	5.0	16.4	37.7	11/04/16

Calendar Year Performance (%)

	2018	2019	2020	2021	2022	2023YTD
((mth) - USD (hedged)	-2.0	12.8	0.7	2.8	-8.4	2.9
Benchmark (in USD) ¹⁾	-1.2	14.2	3.8	4.3	-8.9	3.5
((mth) - AUD (hedged)	-2.1	11.7	-0.7	2.9	-9.1	2.7
((mth) - EUR	-4.7	9.5	0.3	2.3	-10.3	2.6
((mth) - HKD (hedged)	-2.8	12.2	1.2	2.9	-8.8	2.9
((mth) - RMB (hedged)	-0.4	13.0	3.0	5.9	-7.7	2.6

¹⁾Prior to 01.01.20, known as ICE BofAML Euro Developed Markets Non-Financial High Yield Constrained Index (Total Return Gross) Hedged to USD. Formerly known as BofA Merrill Lynch Euro Developed Markets Non-Financial High Yield Constrained Total Index (USD Hedged). With effect from 22.10.17, BofA Merrill Lynch indices were renamed as ICE BofAML indices. ²⁾Annualised yield = [(1+distribution per unit/ex-dividend NAV)^{distribution frequency}]-1. The annualised dividend yield is calculated based on the latest dividend distribution with dividend reinvested, and may be higher or lower than the actual annual dividend yield. Positive distribution yield does not imply positive return. ³⁾With the exception of the "Average annual return" figure, all data are calculated from the month end after inception. ⁴⁾Issued by Refinitiv Lipper, 2022 award reflecting performance as of 31.12.2021. Refinitiv Lipper Fund Awards, 2022 Refinitiv. All rights reserved. Used by permission and protected by the Copyright Laws of the United States. The printing, copying, redistribution, or retransmission of this content without express written permission is prohibited. ⁵⁾Issued by AsianInvestor, 2022 award, reflecting performance as at the previous calendar year end. Unless stated otherwise, all information as at the last valuation date of the previous month. Source: J.P. Morgan Asset Management/RIMES (NAV to NAV in denominated currency with income reinvested). Source of bond rating: Moody's, S&P and Fitch. Risk ratings (if any) are based on J.P. Morgan Asset Management's assessment of relative risk by asset class and historical volatility of the fund where applicable. The risk ratings are reviewed annually or as appropriate and for reference only. Any overweight in any investment holding exceeding the limit set out in the Investment Restrictions was due to market movements and will be rectified shortly. It should be noted that due to the difference of the fund domiciles the valuation points used by Unit Trust range and SICAV range of funds for fair valuation (where applied) may vary. For details please refer to the respective offering document(s). The AUD/CAD/EUR/GBP/NZD/RMB/SGD Hedged Classes (where applicable) are not recommended for investors whose base currency of investment is not in the aforesaid currencies. For funds offering classes with a distribution feature, such classes aim at monthly, quarterly, semi-annual or annual distribution as the case may be. Dividend rate is not guaranteed. Distributions may be paid from capital. The investment returns are calculated in denominated currency. For funds/classes denominated in foreign currencies, US/HK dollar-based investors are therefore exposed to fluctuations in the currency exchange rate. Investment involves risk. Past performance is not indicative of future performance. Please refer to the offering document(s) for details, including the risk factors. This document has not been reviewed by the SFC. Issued by JPMorgan Funds (Asia) Limited. For more information, please contact your bank, financial adviser or visit www.jpmorgan.com/hk today.

Portfolio Characteristics

Bond quality (%)	<BBB: 95.6
Average: duration/maturity (years)	3.2/3.7
Yield to maturity (%)	7.20

Portfolio Analysis ((mth) - USD (hedged))

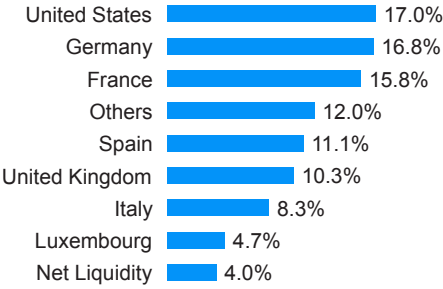
	3 years	5 years	Since Launch ³⁾
Correlation	0.99	0.99	0.99
Annualized Alpha %	-1.49	-1.13	-1.30
Beta	0.96	0.96	0.96
Annualised volatility %	11.25	9.08	7.95
Sharpe ratio	-	0.01	0.20
Annualised tracking error %	1.21	1.08	0.96
Average annual return %	-0.22	1.62	2.91

Holdings (as at end January 2023)

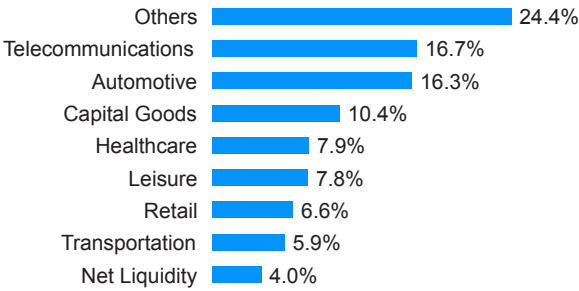
TOP 10	Market	%
Ford Motor Credit Company Llc 3.25% 15/09/25	United States	2.1
Telefo 3.8750 12/99 3.875% 29/12/99	Netherlands	2.0
Ineos Quattro Finance 2 Plc 2.5% 15/01/26	United Kingdom	1.6
Grifols, S.A. 2.25% 15/11/27	Spain	1.5
Iliad Sa 5.375% 14/06/27	France	1.4
Crown European Holdings Sa 3.375% 15/05/25	France	1.4
Gamma Bidco Spa 5.125% 15/07/25	Italy	1.4
Schaeffler Ag 2.75% 12/10/25	Germany	1.4
Eg Global Finance Plc 3.625% 07/02/24	United Kingdom	1.3
International Consolidated Airlines Group, S.A. Db	United Kingdom	1.3
International Consolidated A 2.75% 25/03/25		

Portfolio Breakdown

Market



Sector



1)Prior to 01.01.20, known as ICE BofAML Euro Developed Markets Non-Financial High Yield Constrained Index (Total Return Gross) Hedged to USD. Formerly known as BofA Merrill Lynch Euro Developed Markets Non-Financial High Yield Constrained Total Index (USD Hedged). With effect from 22.10.17, BofA Merrill Lynch indices were renamed as ICE BofAML indices. 2)Annualised yield = [(1+distribution per unit/ex-dividend NAV)*distribution frequency]-1. The annualised dividend yield is calculated based on the latest dividend distribution with dividend reinvested, and may be higher or lower than the actual annual dividend yield. Positive distribution yield does not imply positive return. 3)With the exception of the "Average annual return" figure, all data are calculated from the month end after inception. 4)Issued by Refinitiv Lipper, 2022 award reflecting performance as of 31.12.2021. Refinitiv Lipper Fund Awards, 2022 Refinitiv. All rights reserved. Used by permission and protected by the Copyright Laws of the United States. The printing, copying, redistribution, or retransmission of this content without express written permission is prohibited. 5)Issued by AsianInvestor, 2022 award, reflecting performance as at the previous calendar year end. Unless stated otherwise, all information as at the last valuation date of the previous month. Source: J.P. Morgan Asset Management/RIMES (NAV to NAV in denominated currency with income reinvested). Source of bond rating: Moody's, S&P and Fitch. Risk ratings (if any) are based on J.P. Morgan Asset Management's assessment of relative risk by asset class and historical volatility of the fund where applicable. The risk ratings are reviewed annually or as appropriate and for reference only. Any overweight in any investment holding exceeding the limit set out in the Investment Restrictions was due to market movements and will be rectified shortly. It should be noted that due to the difference of the fund domiciles the valuation points used by Unit Trust range and SICAV range of funds for fair valuation (where applied) may vary. For details please refer to the respective offering document(s). The AUD/CAD/EUR/GBP/NZD/RMB/SGD Hedged Classes (where applicable) are not recommended for investors whose base currency of investment is not in the aforesaid currencies. For funds offering classes with a distribution feature, such classes aim at monthly, quarterly, semi-annual or annual distribution as the case may be. Dividend rate is not guaranteed. Distributions may be paid from capital. The investment returns are calculated in denominated currency. For funds/classes denominated in foreign currencies, US/HK dollar-based investors are therefore exposed to fluctuations in the currency exchange rate. Investment involves risk. Past performance is not indicative of future performance. Please refer to the offering document(s) for details, including the risk factors. This document has not been reviewed by the SFC. Issued by JPMorgan Funds (Asia) Limited. For more information, please contact your bank, financial adviser or visit am.jpmorgan.com/hk today.