

Schroders

Schroder International Selection Fund Global Multi-Asset Income

A Accumulation USD | Data as at 31.12.2022

Important Information

The fund invests primarily in equity and equity related securities, fixed income securities and alternative asset classes.

- The fund invests in equity would subject to equity investment risk.
 - The fund invests in debt securities which may be subject to interest rate, credit and counterparty risks and risk relating to below investment grade and unrated debt securities, etc. .
 - Investment in sovereign debt obligations which may expose the fund to political, social and economic risks. The fund may suffer significant losses upon defaults by government entities.
 - The fund may invest in emerging markets and subject to ownership and custody risks, political and economic risks, market and settlement risks, etc. .
 - The fund may invest in mortgage related and other asset backed securities that may be subject to interest rate, credit, valuation and liquidity risks.
 - For share classes with a general dividend policy, expenses will be paid out of capital rather than out of gross income. The amount of distributable income therefore increases and the amount so increased may be considered to be dividend paid out of capital. Share classes with a fixed dividend policy may pay out both income and capital in distributions. Where distributions are paid out of capital, this amounts to a return or withdrawal of part of your original investment or capital gains attributable to that and may result in an immediate decrease in the net asset value of shares.
 - The fund may use derivatives to meet its investment. Derivatives exposure may involve higher counterparty, liquidity and valuation risks. In adverse situations, the fund may suffer significant losses from their derivative usage for hedging.
- You should not make any investment decision solely based on this document. Please read the relevant offering document carefully for further fund details including risk factors.

Investment Objectives

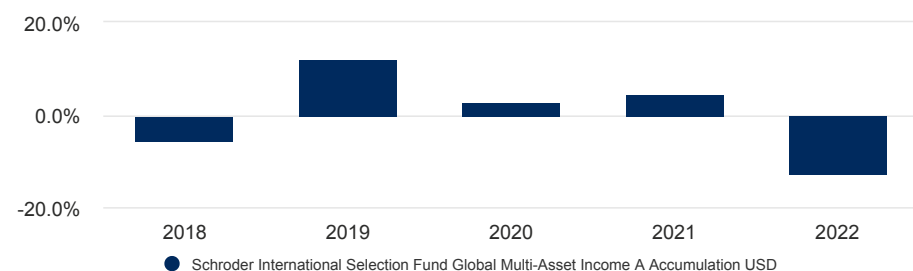
The Fund aims to deliver an income of 3-5% per annum and capital growth over a three to five year period after fees have been deducted, by investing in a diversified range of assets and markets worldwide.

Share class performance (Cumulative)

Performance (%)	1 month	3 months	6 months	YTD	1 year	3 years	5 years	10 years
Fund	-0.3	4.5	1.2	-12.9	-12.9	-6.4	-0.6	14.0

Annual Performance (%)	2018	2019	2020	2021	2022
Fund	-5.4	12.2	2.8	4.6	-12.9

Performance over 5 years (%)



Source: Morningstar, NAV to NAV, net income reinvested, net of fees, based on Schroder International Selection Fund Global Multi-Asset Income A Accumulation USD Units, USD. Schroder International Selection Fund is referred to as Schroder ISF. The Fund size quoted includes all classes of the Fund. Investment involves risks. Price of units may go down as well as up. Past performance is not indicative of future performance. Please refer to the relevant offering documents for fund details including risk factors. This material is issued by Schroder Investment Management (Hong Kong) Limited and has not been reviewed by the SFC. Performance is calculated from the share class's since launch date (18.04.2012). The names of the target and comparator(s) benchmarks may be displayed in abbreviation format, please refer to the Benchmark and corporate action information section for the full benchmark names.

Fund literature



Download the offering documents and investor notice here

Ratings and accreditation



Please refer to the Source and ratings information section for details on the icons shown above.

Fund facts

Fund manager	Dorian Carrell Remi Olu-Pitan
Fund launch date	18.04.2012
Fund base currency	USD
Fund size (Million)	USD 979.33
Unit NAV	USD 122.4288
Hi/Lo (past 12 mths)	USD 140.7497 / USD 115.8137
Annualized Return (3Y)	-2.17%

Fees & expenses

Initial charge up to	5.00%
Annual management fee	1.250%
Redemption fee	0.00%

Schroders

Schroder International Selection Fund Global Multi-Asset Income

A Accumulation USD | Data as at 31.12.2022

Return of USD 10,000



Codes

ISIN LU0757359368
 Bloomberg SCHGMAA LX
 Reuters code LU0757359368.LUF

Risk statistics & financial ratios

	Fund
Annual volatility (%) (3y)	12.2

Source: Morningstar. The above ratios are based on NAV to NAV price based performance data. Please note this is an accumulation share class and as such the investor will not receive an income distribution. Any income will be reinvested into the fund.

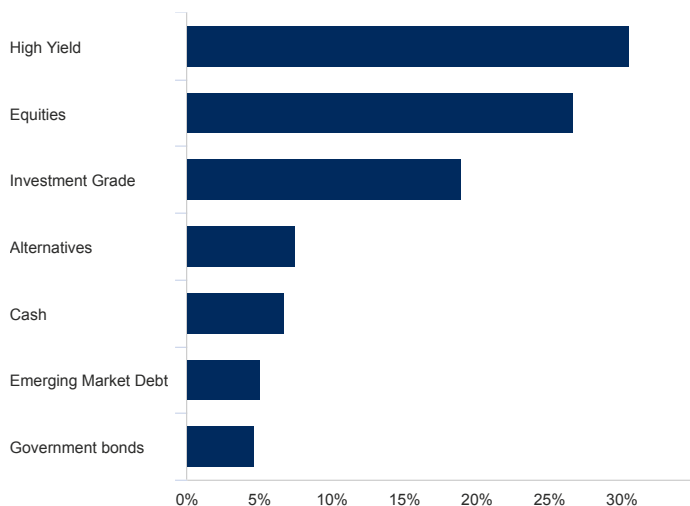
Past Performance is not a guide to future performance and may not be repeated.
 The value of investments and the income from them may go down as well as up and investors may not get back the amounts originally invested. Exchange rate changes may cause the value of any overseas investments to rise or fall. Performance data does not take into account any commissions and costs, if any, charged when units or shares of any fund, as applicable, are issued and redeemed.

The chart is for illustrative purposes only and does not reflect an actual return on any investment.

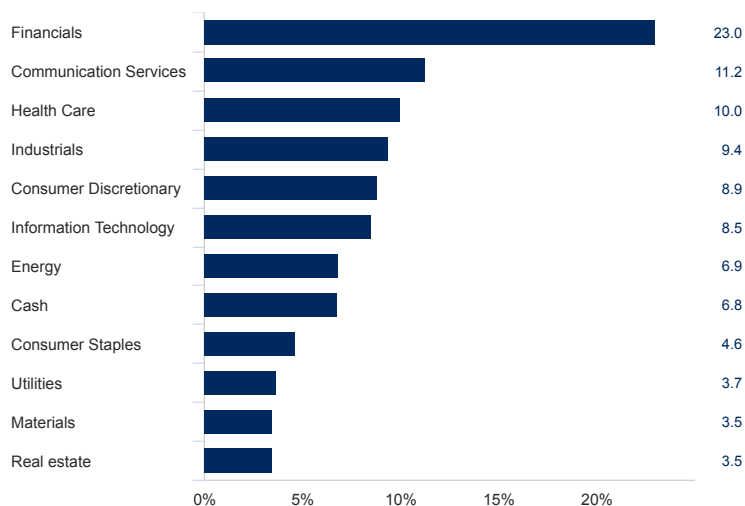
Returns are calculated NAV to NAV (which means performance does not include the effect of any initial charges), net income reinvested, net of fees.

Asset allocation

Asset class (%)



Sector (%)

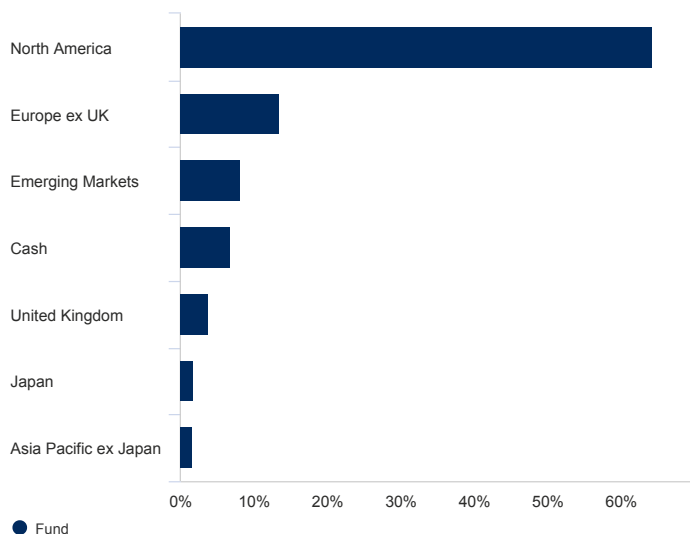


Schroders

Schroder International Selection Fund Global Multi-Asset Income

A Accumulation USD | Data as at 31.12.2022

Region (%)



Top 10 holdings (%)

Holding name	%
TREASURY NOTE 2.75 31-JUL-2023	3.1
MICROSOFT CORP	1.4
APPLE INC	0.9
JPMORGAN CHASE & CO 2.58 22-APR-2032 (SENIOR)	0.5
UNITEDHEALTH GROUP INC	0.5
TORONTO DOMINION	0.4
UNILEVER PLC	0.4
SCHNEIDER ELECTRIC	0.4
TEXAS INSTRUMENT INC	0.4
AIA GROUP LTD	0.4

Source: Schroders.

Percentages of allocation may not sum up to 100% due to rounding issue. Derivatives are displayed on the notional basis of the underlying exposure where possible. Due to the different treatment of derivative types, the allocation to Liquid Assets may vary between each chart.

Share class available

	A Accumulation USD	A Distribution USD	A Accumulation HKD	A Distribution HKD	A Distribution AUD Hedged
Distribution Policy	No Distribution	Monthly Fixed	No Distribution	Monthly Fixed	Monthly Fixed Currency Carry
ISIN	LU0757359368	LU0757359954	LU0894485498	LU0894486033	LU0911024122
Bloomberg	SCHGMAA LX	SCHGMIA LX	SCHAHKA LX	SCHAHKI LX	SCGMAUD LX

	A Distribution CNH Hedged	A Accumulation EUR Hedged	A Distribution EUR Hedged	A Accumulation GBP Hedged	A Distribution GBP Hedged
Distribution Policy	Monthly Fixed	No Distribution	Quarterly Variable	No Distribution	Monthly Fixed
ISIN	LU0924045015	LU0757360457	LU0757360960	LU0903425840	LU0910996080
Bloomberg	SCHGIAA LX	SCGMAHA LX	SCGMAHI LX	SCHAHAG LX	SCGMAGD LX

Benchmark and corporate action information

The fund's performance should be assessed against the income target of 3-5% per year. The fund's volatility should be compared against 30% MSCI AC World Index (USD), 40% Barclays Global Aggregate Corporate Bond Index (USD) and 30% Barclays Global High Yield excl CMBS & EMG 2% index (USD). The comparator benchmark is only included for volatility comparison purposes and does not have any bearing on how the investment manager invests the fund's assets. The fund's investment universe is expected to have limited overlap with the components of the comparator benchmark. The investment manager invests on a discretionary basis and there are no restrictions on the extent to which the fund's portfolio and performance may deviate from the comparator benchmark. The investment manager will invest in companies or sectors not included in the comparator benchmark. The comparator benchmark has been selected because the investment manager believes that the benchmark is a suitable comparison for volatility purposes given the fund's investment objective and policy. The benchmark(s) does/do not take into account the environmental and social characteristics or sustainable objective (as relevant) of the fund. Effective 29.10.2021, the investment objective has been changed from "The Fund aims to provide an income distribution of 5% per annum and capital growth over a three to five year period after fees have been deducted by investing in a diversified range of assets and markets worldwide. The Fund aims to provide a volatility (a measure of how much the Fund's returns may vary over a year) of between 5-7% per annum." to "The Fund aims to deliver an income of 3-5% per annum and capital growth over a three to five year period after fees have been deducted by investing in a diversified range of assets and markets worldwide.". Effective 29.10.2021, the target benchmark has been changed from "being to provide income of 5% per year and capital growth and the volatility target of 5%-7% per year" to "the Fund's performance should be assessed against the income target of 3-5% per year". And the new comparator benchmarks, the 30% MSCI AC World Index (USD), 40% Barclays Global Aggregate Corporate Bond Index (USD) and 30% Barclays Global High Yield excl CMBS & EMG 2% index (USD) have been added.

The Fund has environmental and/or social characteristics (within the meaning of Article 8 SFDR).

Schroders

Schroder International Selection Fund Global Multi-Asset Income

A Accumulation USD | Data as at 31.12.2022

Important information

The fund has environmental and/or social characteristics within the meaning of Article 8 of Regulation (EU) 2019/2088 on Sustainability-related Disclosures in the Financial Services Sector (the "SFDR"). For information on sustainability-related aspects of this fund please go to www.schroders.com

The CNH Hedged share class mentioned in this factsheet refer to RMB Hedged share class in the relevant offering documents.

Morningstar Rating as at 12/31/2022: © Morningstar 2022. All Rights Reserved. The information contained herein: (1) is proprietary to Morningstar and/or its content providers; (2) may not be copied or distributed; and (3) is not warranted to be accurate, complete or timely. Neither Morningstar nor its content providers are responsible for any damages or losses arising from any use of this information. Past performance is no guarantee of future results.

重要事項

基金主要投資於股本和股本相關證券、定息證券和另類資產類別。

- 基金投資股票證券涉及股票投資風險。
 - 基金投資於債務證券或承受利率、信貸及對手方風險及低於投資級別和未獲評級的債務證券風險等等。
 - 基金投資於主權債務可能承受政治、社會及經濟風險。當政府機構對其主權債務違約，基金可能在該等事件中蒙受重大損失。
 - 基金可投資於新興市場而須承受擁有權及保管權風險、政治和經濟風險、市場及結算風險、等等。
 - 基金可投資於按揭相關及其他資產抵押證券而承受利率、信貸、估值和流動性風險。
 - 一般股息政策的股份類別，支出將從資本而非總收入中支付，可分派收入因此增加，而增加的部份可被視為從資本中支付的股息。定息政策的股份類別，其股息可能同時由收入及資本中支付。從資本中支付的派息相當於從閣下原本投資的金額中，或從該等金額賺取的資本收益中退回或提取部份款項，可能導致每股資產淨值即時下跌。
 - 基金可投資於衍生工具以達致投資目標。運用衍生工具可涉及較高的對手方、流通性及估值的風險。在不利的情况下，基金可能會因為使用衍生工具作對沖之用而承受重大虧損。
- 閣下不應僅倚賴本文件而作出任何投資決定。請詳閱有關銷售文件以得悉基金之詳情包括風險因素。

投資目標

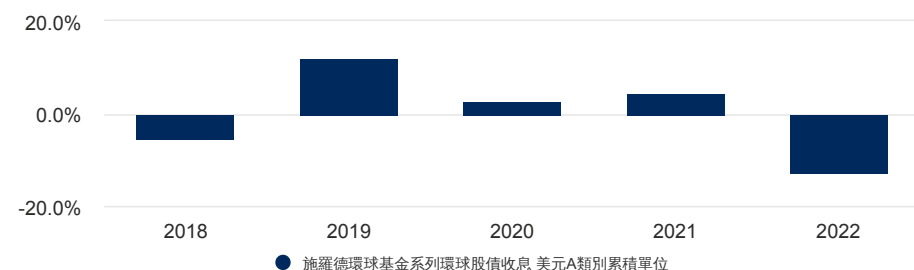
本基金旨在通過投資於多元化資產系列和環球市場，以提供每年3-5%的收入和在三年至五年期內扣除費用後的資本增值。

股份類別表現 (累計)

表現 (%)	1個月	3個月	6個月	年初至今	1年	3年	5年	10年
基金	-0.3	4.5	1.2	-12.9	-12.9	-6.4	-0.6	14.0

年度表現 (%)	2018	2019	2020	2021	2022
基金	-5.4	12.2	2.8	4.6	-12.9

5年表現(%)



資料來源：晨星。以資產淨值價計算，收益再投資，已扣除費用，依據施羅德環球基金系列環球股債收息 美元A類別累積單位、美元。

本基金之資產值已涵蓋其所有類別。投資涉及風險。單位價格可跌可升。過往表現未必可作日後業績的準則。詳情（包括風險因素）請參閱有關銷售文件。本文件由施羅德投資管理（香港）有限公司刊發並未受香港證監會檢閱。基金表現由基金單位類別推出日期起計算（即：18.04.2012）。目標和比較基準的名稱可能以縮寫的格式展示，有關完整的基準名稱，請參閱基準和公司行為信息部分。

基金文件



於此下載銷售文件和投資者公告

評級和認證



請參考資料來源與評級說明，以獲取有關圖標的詳細信息。

基金資料

基金經理	Dorian Carrell Remi Olu-Pitan
基金推出日期	18.04.2012
基金基本貨幣	美元
資產值 (百萬元)	美元 979.33
單位資產淨值	美元 122.4288
最高 / 最低 (過去十二個月)	美元 140.7497 / 美元 115.8137
年度回報率 (3年)	-2.17%

費用和開支

首次認購費上限	5.00%
管理年費	1.250%
贖回費	0.00%

代碼

ISIN	LU0757359368
彭博代碼	SCHGMAA LX
路透社代碼	LU0757359368.LUF

美元A類別累積單位 | 數據截至 31.12.2022

美元 10,000 回報



過往表現未必可作日後業績的準則，並不一定會再次重現。

投資價值及所得收益可跌亦可升，投資者未必能取回投資本金。匯率變動可能造成海外投資價值的上升或下跌。表現數據中未扣除基金單位或股份（如適用）發行和贖回時收取的佣金和費用。

本圖表僅供參考之用，並未反映任何投資的實際回報率。

回報率以資產淨值價計算（這是指業績並不包含任何首次認購費）、收益再投資、扣除費用。

風險統計數據及財務比率

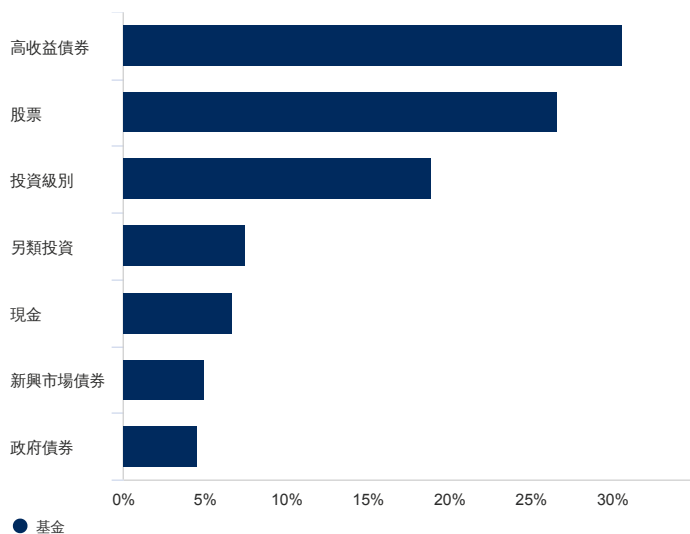
	基金
年均相對波幅 (%) (3年)	12.2

資料來源：晨星。上述比率以按資產淨值價計算之基金表現為基礎。

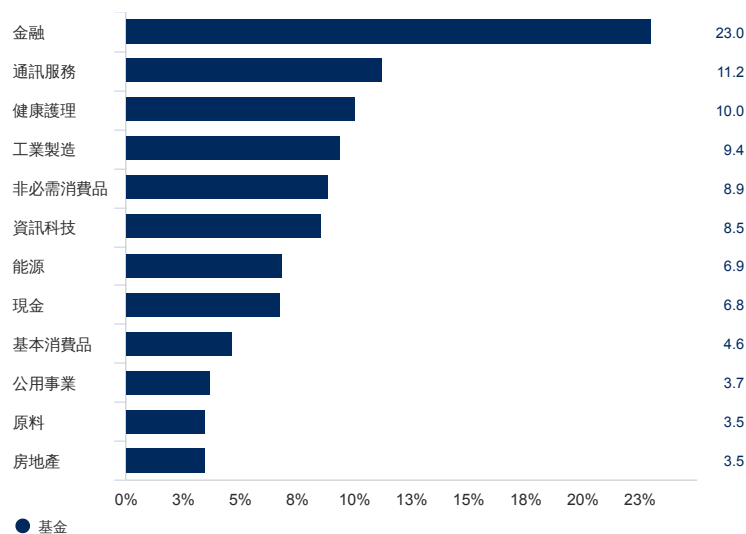
請注意此為累計股份，因此投資者將不會收到收益分配。所有收益均將會再投資於基金中。

資產分佈

資產類別 (%)

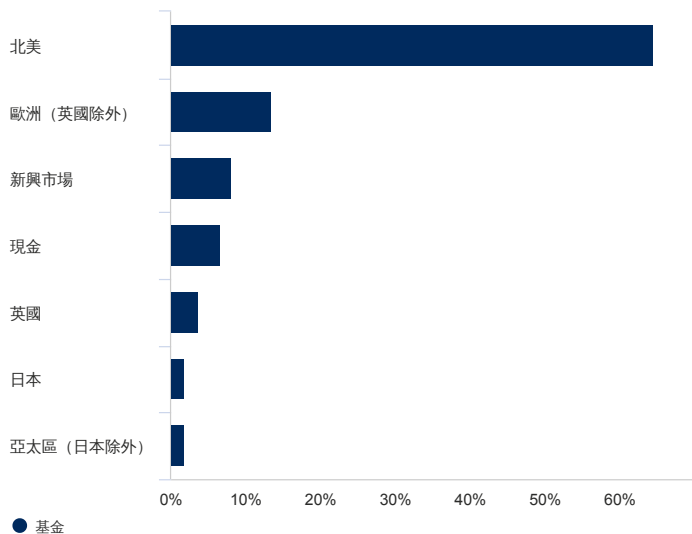


行業資產分佈 (%)



美元A類別累積單位 | 數據截至 31.12.2022

地區 (%)



10大主要投資 (%)

投資名稱	%
TREASURY NOTE 2.75 31-JUL-2023	3.1
MICROSOFT CORP	1.4
APPLE INC	0.9
JPMORGAN CHASE & CO 2.58 22-APR-2032 (SENIOR)	0.5
UNITEDHEALTH GROUP INC	0.5
TORONTO DOMINION	0.4
UNILEVER PLC	0.4
SCHNEIDER ELECTRIC	0.4
TEXAS INSTRUMENT INC	0.4
AIA GROUP LTD	0.4

資料來源: 施羅德投資。由於四捨五入的關係, 分配相加的百分比可能不等於100%。衍生工具在適用的情形下是依照標的資產之名目基礎表示。由於對各類型衍生工具的處理不同, 各圖表之間對流動資產的分配可能有所差異。

可認購股份類別

	美元A類別累積單位	美元A類別收息單位	港元A類別累積單位	港元A類別收息單位	(澳元對沖) A類別收息單位
派息政策	無派息	每月固定	無派息	每月固定	每月固定 貨幣利差
ISIN	LU0757359368	LU0757359954	LU0894485498	LU0894486033	LU0911024122
彭博代碼	SCHGMAA LX	SCHGMIA LX	SCHAHKA LX	SCHAHKI LX	SCGMAUD LX

	(人民幣對沖) A類別收息單位	(歐元對沖) A類別累積單位	(歐元對沖) A類別收息單位	(英鎊對沖) A類別累積單位	(英鎊對沖) A類別收息單位
派息政策	每月固定	無派息	每季可變	無派息	每月固定
ISIN	LU0924045015	LU0757360457	LU0757360960	LU0903425840	LU0910996080
彭博代碼	SCHGIAA LX	SCGMAHA LX	SCGMAHI LX	SCHAHAG LX	SCGMAGD LX

基準和公司行動信息

本基金的表現應按每年3-5%的收入目標評估。本基金的波動性應與30% MSCI AC World Index (USD), 40% Barclays Global Aggregate Corporate Bond Index (USD) 及 30% Barclays Global High Yield excl CMBS & EMG 2% index (USD)作比較。比較基準只作比較波動性的用途, 並不影響投資經理如何投資本基金資產。本基金的投資領域預期與比較基準的成分有有限範圍的重疊。投資經理可以全權作出投資, 本基金的組合及表現偏離比較基準的程度沒有限制。投資經理將投資於不包括在比較基準內的公司或界別。選擇比較基準是由於投資經理認為基於本基金的投資目標及策略, 該基準適合用作比較波動性。基準不會考慮本基金的環境及社會特色或可持續目標 (如相關)。 本基金投資目標已於29.10.2021由“本基金旨在通過投資於一系列多元化的環球資產和市場, 以提供每年5%的派息收入和在三至五年期內扣除費用後的資本增值。本基金旨在提供每年5-7%的波動性 (計算一年內本基金回報可變化多少)。”更改為“本基金旨在通過投資於多元化資產系列和環球市場, 以提供每年3-5%的收入和在三至五年期內扣除費用後的資本增值。”。 本基金於29.10.2021,目標基準由“即提供每年5%的收入和 資本增值, 及每年5%-7% 之間的波動目標”更改為“基金的表現應按每年3-5%的收入目標評估”。並加入了新的比較基準30% MSCI AC World Index (USD), 40% Barclays Global Aggregate Corporate Bond Index (USD) and 30% Barclays Global High Yield excl CMBS & EMG 2% index (USD)。 基金具有環境及/或社會特色 (如 SFDR 第 8 條所定義)。

重要事項

基金具有Regulation (EU) 2019/2088 Article 8 關於金融服務業中與可持續性相關的披露 (簡稱「SFDR」) 所指的環境及 / 或社會特色。有關本基金的永續性相關資訊, 請前往 www.schroders.com。

晨星評級截至 12/31/2022: © Morningstar 2022.保留所有權利。此處包含的資訊為: (1) 為晨星和/或其內容提供者所專有; (2) 不得複製或流通; 以及 (3) 並不保證是準確、完全或及時的。晨星及其內容提供者對於使用這些資訊所造成的損害或損失, 概不承擔任何責任。過往表現未必可作日後業績的準則。