

Allianz US High Yield

Allianz Global Investors Fund
AT



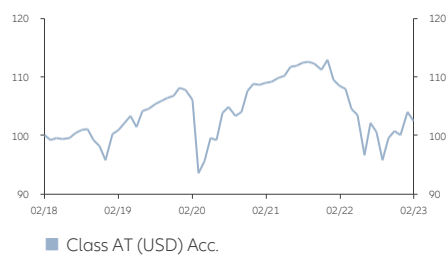
- The Fund is exposed to significant risks of investment/general market, country and region, emerging market, creditworthiness/credit rating/downgrading, interest rate, default, valuation and sovereign debt risks. Investing in RMB share classes is also exposed to RMB currency risks and adverse impact on the share classes due to currency depreciation.
- The Fund may invest in high-yield (non-investment grade and unrated) investments which may subject to higher risks, such as volatility, loss of principal and interest, creditworthiness and downgrading, default, interest rate, general market and liquidity risks and therefore may increase the risk of loss of original investment.
- The Fund may invest in financial derivative instruments ("FDI") which may expose to higher leverage, counterparty, liquidity, valuation, volatility, market and over the counter transaction risks. The Fund's net derivative exposure may be up to 50% of the Fund's net asset value.
- This investment may involve risks that could result in loss of part or entire amount of investors' investment.
- In making investment decisions, investors should not rely solely on this material.
- **Note:** Dividend payments may, at the sole discretion of the Investment Manager, be made out of the Fund's capital or effectively out of the Fund's capital which represents a return or withdrawal of part of the amount investors originally invested and/or capital gains attributable to the original investment. This may result in an immediate decrease in the NAV per share and the capital of the Fund available for investment in the future and capital growth may be reduced, in particular for hedged share classes for which the distribution amount and NAV of any hedged share classes (HSC) may be adversely affected by differences in the interests rates of the reference currency of the HSC and the base currency of the Fund.

Investment Objective

The Fund aims at long-term capital growth and income by investing in high yield rated corporate bonds of US bond markets.

Performance Overview

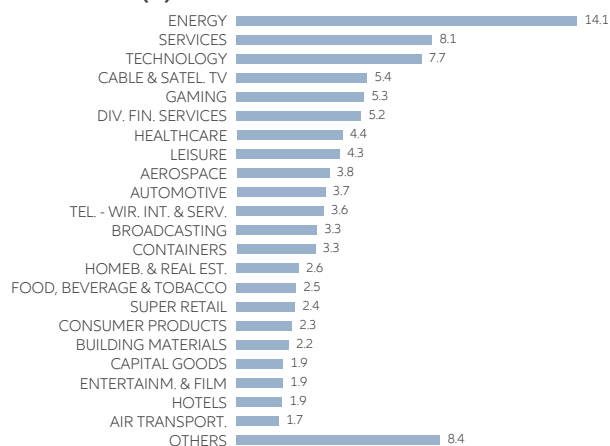
Indexed Performance over 5 Years (NAV-NAV)



Cumulative Returns	Year to Date	1 Year	3 Years	5 Years	Since Inception
NAV-NAV (%)	2.51	-5.54	-3.35	2.51	33.57
Calendar Year Returns	2022	2021	2020	2019	2018
NAV-NAV (%)	-11.48	3.81	0.57	13.07	-5.60

Portfolio Analysis

Sector Allocation (%)



Credit Rating Allocation (%)



+852 2238 8000
hk.allianzgi.com

Scan QR code for fund documents

Portfolio Analysis

Top 10 Holdings ¹	Sector	%	Statistics Summary	
CAESARS ENTERTAIN INC 8.125% 07/01/27	GAMING	2.2	Average Coupon	6.80%
CCO HLDGS LLC/CAP CORP 7.375% 03/01/31	CABLE & SATEL TV	2.0	Average Credit Quality	B+
FRONTIER COMMUNICATIONS 8.75% 05/15/30	TEL. - WIR. INT. & SERV.	1.5	Effective Maturity	5.40 years
CLARIOS GLOBAL LP/US FIN 8.5% 05/15/27	TECHNOLOGY	1.5	Effective Duration	3.70 years
CARNIVAL CORP 10.5% 02/01/26	LEISURE	1.5	Yield to Maturity	7.90%
WESCO DISTRIBUTION INC 7.25% 06/15/28	SERVICES	1.3		
DISH NETWORK CORP 11.75% 11/15/27	CABLE & SATEL TV	1.3		
GEN DIGITAL INC 7.125% 09/30/30	TECHNOLOGY	1.2		
GOODYEAR TIRE & RUBBER 9.5% 05/31/25	AUTOMOTIVE	1.2		
ROYAL CARIBBEAN CRUISES 11.625% 08/15/27	LEISURE	1.2		
Total		14.9		

Fund Details

Share Class	Class AT (USD) Acc.	Class AT (HKD) Acc.
Fund Manager ²	Justin Kass, Michael Yee, David Oberto	
Fund Size ³	USD 649.26m	
Number of Holdings	130	
Sustainability-related Disclosure Regulation ⁴	Article 6	
Base Currency	USD	
Subscription Fee (Sales Charge)	Up to 5%	
Management Fee (All-in-Fee ⁵)	1.19% p.a.	1.19% p.a.
Total Expense Ratio ⁶	1.23%	1.23%
Unit NAV	USD 13.3569	HKD 13.4648
Inception Date	21/10/2011	21/10/2011
Dividend Frequency	N/A	N/A
ISIN Code	LU0674994412	LU0674994503
Bloomberg Ticker	AUSHATU LX	AUSHATH LX
Cumulative Returns (%)		
Year to Date	2.51	3.18
1 Year	-5.54	-5.11
3 Years	-3.35	-2.78
5 Years	2.51	2.78
Since Inception	33.57	34.65
Calendar Year Returns (%)		
2022	-11.48	-11.47
2021	3.81	4.39
2020	0.57	0.07
2019	13.07	12.43
2018	-5.60	-5.35

Opportunities ⁷	Risks ⁷
Particular yield potential of high-yielding corporate bonds	High-yielding corporate bonds entail above-average risk of volatility and capital loss. The Fund unit price may be subject to sharply increased volatility
Capital gains opportunities on declining market yields	Bonds suffer price declines on rising interest rates
Currency gains against investor currency possible in unhedged unit classes	Currency losses against investor currency possible in unhedged unit classes
Broad diversification in securities	Limited participation in the potential of securities
Potential extra returns through single security analysis and active management	No guarantee that single security analysis and active management will be successful

Source: All fund data quoted are Allianz Global Investors/IDS GmbH/Morningstar, as at 28/02/2023, unless stated otherwise.

Allianz Global Investors and Voya Investment Management (Voya IM) have entered into a long-term strategic partnership, and as such, as of 25 July 2022, the investment team transferred to Voya IM and Voya IM became the delegated manager for this Fund. AllianzGI continues to provide information and services to Voya IM for this investment through a transitional service agreement.

Fund performance is calculated on NAV to NAV basis in denominated currency of the respective share class with gross dividends re-invested.

- 1) Securities may be held directly or indirectly via other investment vehicles.
- 2) Effective from 25 July 2022, this Fund Manager has transferred to Voya Investment Management Co. LLC ("Voya IM") as part of the strategic partnership agreement between Allianz Global Investors and Voya IM.
- 3) The Fund Size quoted includes all share classes of the Fund.
- 4) EU Sustainability-related Disclosure Regulation. Information is accurate at time of publishing.
- 5) The All-in-Fee includes the expenses previously called management and administration fees.
- 6) Total Expense Ratio (TER): Total cost (except transaction costs) charged to the Fund during the last financial year (as at 30/09/2022) expressed as a ratio of the Fund's average NAV. For share classes that have been incepted for less than one year as at close of the last financial year (please refer to the Inception Date in the Fund Details table), the TER will be annualised. For share classes incepted after the close of the last financial year, the TER will be reflected as N/A.
- 7) The investment opportunities described herein are for reference only but not guaranteed and are not indicative of future performance. The risks described herein are not meant to be exhaustive, please refer to the offering documents for details of risk factors.

Information herein is based on sources we believe to be accurate and reliable as at the date it was made. We reserve the right to revise any information herein at any time without notice. No offer or solicitation to buy or sell securities and no investment advice or recommendation is made herein. In making investment decisions, investors should not rely solely on this material but should seek independent professional advice.

Investing in fixed income instruments (if applicable) may expose investors to various risks, including but not limited to creditworthiness, interest rate, liquidity and restricted flexibility risks. Changes to the economic environment and market conditions may affect these risks, resulting in an adverse effect to the value of the investment. During periods of rising nominal interest rates, the values of fixed income instruments (including short positions with respect to fixed income instruments) are generally expected to decline. Conversely, during periods of declining interest rates, the values are generally expected to rise. Liquidity risk may possibly delay or prevent account withdrawals or redemptions. Investment involves risks, in particular, risks associated with investment in emerging and less developed markets. Past performance is not indicative of future performance. Investors should read the offering documents for further details, including the risk factors, before investing. This material and website have not been reviewed by the Securities and Futures Commission of Hong Kong. Issued by Allianz Global Investors Asia Pacific Limited.

Allianz Global Investors Asia Pacific Limited (32/F, Two Pacific Place, 88 Queensway, Admiralty, Hong Kong) is the Hong Kong Representative and is regulated by the Securities and Futures Commission of Hong Kong. (54/F, One Island East 18 Westlands Road, Quarry Bay, Hong Kong).

Admaster ID: 2729966

Allianz US High Yield

Allianz Global Investors Fund
AM



- The Fund is exposed to significant risks of investment/general market, country and region, emerging market, creditworthiness/credit rating/downgrading, interest rate, default, valuation and sovereign debt risks. Investing in RMB share classes is also exposed to RMB currency risks and adverse impact on the share classes due to currency depreciation.
- The Fund may invest in high-yield (non-investment grade and unrated) investments which may subject to higher risks, such as volatility, loss of principal and interest, creditworthiness and downgrading, default, interest rate, general market and liquidity risks and therefore may increase the risk of loss of original investment.
- The Fund may invest in financial derivative instruments ("FDI") which may expose to higher leverage, counterparty, liquidity, valuation, volatility, market and over the counter transaction risks. The Fund's net derivative exposure may be up to 50% of the Fund's net asset value.
- This investment may involve risks that could result in loss of part or entire amount of investors' investment.
- In making investment decisions, investors should not rely solely on this material.
- **Note:** Dividend payments may, at the sole discretion of the Investment Manager, be made out of the Fund's capital or effectively out of the Fund's capital which represents a return or withdrawal of part of the amount investors originally invested and/or capital gains attributable to the original investment. This may result in an immediate decrease in the NAV per share and the capital of the Fund available for investment in the future and capital growth may be reduced, in particular for hedged share classes for which the distribution amount and NAV of any hedged share classes (HSC) may be adversely affected by differences in the interests rates of the reference currency of the HSC and the base currency of the Fund.

Investment Objective

The Fund aims at long-term capital growth and income by investing in high yield rated corporate bonds of US bond markets.

Performance Overview

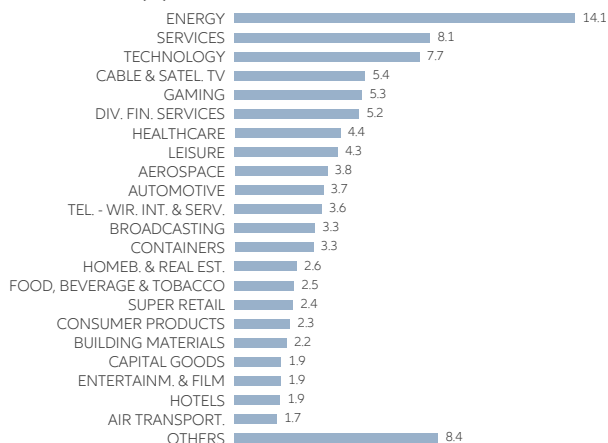
Indexed Performance over 5 Years (NAV-NAV)



Cumulative Returns	Year to Date	1 Year	3 Years	5 Years	Since Inception
NAV-NAV (%)	2.46	-5.56	-3.41	2.44	45.22
Calendar Year Returns	2022	2021	2020	2019	2018
NAV-NAV (%)	-11.42	3.75	0.51	13.14	-5.55

Portfolio Analysis

Sector Allocation (%)



Credit Rating Allocation (%)



+852 2238 8000
hk.allianzgi.com

Scan QR code for fund documents

Portfolio Analysis

Top 10 Holdings ¹	Sector	%	Statistics Summary			
CAESARS ENTERTAIN INC 8.125% 07/01/27	GAMING	2.2	Average Coupon	6.80%	Effective Maturity	5.40 years
CCO HLDGS LLC/CAP CORP 7.375% 03/01/31	CABLE & SATEL TV	2.0	Average Credit Quality	B+	Effective Duration	3.70 years
FRONTIER COMMUNICATIONS 8.75% 05/15/30	TEL. - WIR. INT. & SERV.	1.5	Yield to Maturity	7.90%		
CLARIOS GLOBAL LP/US FIN 8.5% 05/15/27	TECHNOLOGY	1.5	Dividend History ²			
CARNIVAL CORP 10.5% 02/01/26	LEISURE	1.5	Dividend / Share		Annualised Dividend Yield ³	Ex-Dividend Date
WESCO DISTRIBUTION INC 7.25% 06/15/28	SERVICES	1.3	Class AM (USD) Dis.	USD 0.03110	6.87%	15/02/2023
DISH NETWORK CORP 11.75% 11/15/27	CABLE & SATEL TV	1.3	Class AM (HKD) Dis.	HKD 0.03080	6.80%	15/02/2023
GEN DIGITAL INC 7.125% 09/30/30	TECHNOLOGY	1.2	Class AM (H2-AUD) Dis.	AUD 0.02580	5.69%	15/02/2023
GOODYEAR TIRE & RUBBER 9.5% 05/31/25	AUTOMOTIVE	1.2	Class AM (H2-CAD) Dis.	CAD 0.03170	6.92%	15/02/2023
ROYAL CARIBBEAN CRUISES 11.625% 08/15/27	LEISURE	1.2	Class AM (H2-EUR) Dis.	EUR 0.01490	3.10%	15/02/2023
Total		14.9	Class AM (H2-GBP) Dis.	GBP 0.02610	5.63%	15/02/2023
			Class AM (H2-RMB) Dis.	CNY 0.02880	7.06%	15/02/2023
			Class AM (H2-SGD) Dis.	SGD 0.03080	6.92%	15/02/2023
			Class AM (H2-NZD) Dis.	NZD 0.02680	6.28%	15/02/2023

Fund Details

Share Class [^]	Class AM (USD) Dis.	Class AM (HKD) Dis.	Class AM (H2-AUD) Dis.	Class AM (H2-CAD) Dis.	Class AM (H2-EUR) Dis.	Class AM (H2-GBP) Dis.	Class AM (H2-RMB) Dis.	Class AM (H2-SGD) Dis.	Class AM (H2-NZD) Dis.
Fund Manager ⁴	Justin Kass, Michael Yee, David Oberto								
Fund Size ⁵	USD 649.26m								
Number of Holdings	130								
Sustainability-related Disclosure Regulation ⁶	Article 6								
Base Currency	USD								
Subscription Fee (Sales Charge)	Up to 5%								
Management Fee (All-in-Fee ⁷)	1.19% p.a.	1.19% p.a.	1.19% p.a.	1.19% p.a.	1.19% p.a.	1.19% p.a.	1.19% p.a.	1.19% p.a.	1.19% p.a.
Total Expense Ratio ⁸	1.23%	1.23%	1.23%	1.23%	1.23%	1.23%	1.23%	1.23%	1.23%
Unit NAV	USD 5.5735	HKD 5.5766	AUD 5.5482	CAD 5.6452	EUR 5.8068	GBP 5.6738	CNY 5.0231	SGD 5.4761	NZD 5.2384
Inception Date	02/08/2010	16/08/2011	02/12/2011	02/12/2011	02/12/2011	02/12/2011	11/04/2012	15/06/2012	17/07/2012
Dividend Frequency ²	Monthly	Monthly	Monthly	Monthly	Monthly	Monthly	Monthly	Monthly	Monthly
ISIN Code	LU0516397667	LU0648978533	LU0649033221	LU0676280554	LU0676280711	LU0676280802	LU0765755177	LU0761598746	LU0788519618
Bloomberg Ticker	AUSHYAM LX	AUSHIAM LX	AUSHAAM LX	AUSHCAM LX	AUSHEAM LX	AUSHGAM LX	AUSHRAM LX	AUAMH2S LX	AUAMH2N LX
Cumulative Returns (%)									
Year to Date	2.46	3.25	2.18	2.48	2.03	2.24	2.01	2.35	2.40
1 Year	-5.56	-5.10	-6.95	-5.96	-8.10	-6.79	-6.16	-6.14	-6.20
3 Years	-3.41	-2.75	-6.46	-4.62	-8.21	-6.12	-0.08	-4.59	-4.83
5 Years	2.44	2.82	-1.72	-0.19	-8.06	-3.75	7.56	-0.12	0.06
Since Inception	45.22	34.29	43.38	30.92	13.02	22.73	49.30	22.04	34.38
Calendar Year Returns (%)									
2022	-11.42	-11.57	-12.59	-11.87	-13.53	-12.36	-11.34	-11.92	-11.93
2021	3.75	4.40	3.55	3.70	3.03	3.59	6.38	3.78	3.91
2020	0.51	0.09	-0.94	-0.13	-1.34	-1.04	1.79	0.08	-0.55
2019	13.14	12.52	12.13	12.22	9.65	11.10	13.56	12.17	12.15
2018	-5.55	-5.45	-5.69	-6.30	-8.06	-7.18	-4.29	-6.34	-5.56

Opportunities ⁹

Particular yield potential of high-yielding corporate bonds
Capital gains opportunities on declining market yields
Currency gains against investor currency possible in unhedged unit classes
Broad diversification in securities
Potential extra returns through single security analysis and active management

Risks ⁹

High-yielding corporate bonds entail above-average risk of volatility and capital loss. The Fund unit price may be subject to sharply increased volatility
Bonds suffer price declines on rising interest rates
Currency losses against investor currency possible in unhedged unit classes
Limited participation in the potential of securities
No guarantee that single security analysis and active management will be successful

Source: All fund data quoted are Allianz Global Investors/IDS GmbH/Morningstar, as at 28/02/2023, unless stated otherwise.

Allianz Global Investors and Voya Investment Management (Voya IM) have entered into a long-term strategic partnership, and as such, as of 25 July 2022, the investment team transferred to Voya IM and Voya IM became the delegated manager for this Fund. AllianzGI continues to provide information and services to Voya IM for this investment through a transitional service agreement.

Fund performance is calculated on NAV to NAV basis in denominated currency of the respective share class with gross dividends re-invested. HKD/USD based investors are exposed to foreign exchange fluctuations.

^ The currency-hedged share classes are not recommended for investors whose base currency of investment is not in respective hedged currencies.

- 1) Securities may be held directly or indirectly via other investment vehicles.
- 2) Dividend payments are applicable for Class AM Dis (monthly distribution) and for reference only. Yields are not guaranteed, dividend may be paid out from capital (Class AM). This may result in an immediate decrease in the NAV per share and may reduce the capital available for the Fund for future investment and capital growth. Positive distribution yield does not imply positive return.
- 3) Annualised Dividend Yield = $[(1 + \text{Dividend Per Share} / \text{Ex-Dividend Date NAV})^{12} - 1] \times 100$. The annualised dividend yield is calculated based on the latest dividend distribution with dividend reinvested, and may be higher or lower than the actual annual dividend yield. Positive distribution yield does not imply positive return. Dividend is not guaranteed. Historical dividend yield is not indicative of future dividend payouts.
- 4) Effective from 25 July 2022, this Fund Manager has transferred to Voya Investment Management Co. LLC ("Voya IM") as part of the strategic partnership agreement between Allianz Global Investors and Voya IM.
- 5) The Fund Size quoted includes all share classes of the Fund.
- 6) EU Sustainability-related Disclosure Regulation. Information is accurate at time of publishing.
- 7) The All-in-Fee includes the expenses previously called management and administration fees.
- 8) Total Expense Ratio (TER): Total cost (except transaction costs) charged to the Fund during the last financial year (as at 30/09/2022) expressed as a ratio of the Fund's average NAV. For share classes that have been incepted for less than one year as at close of the last financial year (please refer to the Inception Date in the Fund Details table), the TER will be annualised. For share classes incepted after the close of the last financial year, the TER will be reflected as N/A.
- 9) The investment opportunities described herein are for reference only but not guaranteed and are not indicative of future performance. The risks described herein are not meant to be exhaustive, please refer to the offering documents for details of risk factors.

Information herein is based on sources we believe to be accurate and reliable as at the date it was made. We reserve the right to revise any information herein at any time without notice. No offer or solicitation to buy or sell securities and no investment advice or recommendation is made herein. In making investment decisions, investors should not rely solely on this material but should seek independent professional advice.

Investing in fixed income instruments (if applicable) may expose investors to various risks, including but not limited to creditworthiness, interest rate, liquidity and restricted flexibility risks. Changes to the economic environment and market conditions may affect these risks, resulting in an adverse effect to the value of the investment. During periods of rising nominal interest rates, the values of fixed income instruments (including short positions with respect to fixed income instruments) are generally expected to decline. Conversely, during periods of declining interest rates, the values are generally expected to rise. Liquidity risk may possibly delay or prevent account withdrawals or redemptions. Investment involves risks, in particular, risks associated with investment in emerging and less developed markets. Past performance is not indicative of future performance. Investors should read the offering documents for further details, including the risk factors, before investing. This material and website have not been reviewed by the Securities and Futures Commission of Hong Kong. Issued by Allianz Global Investors Asia Pacific Limited.

Allianz Global Investors Asia Pacific Limited (32/F, Two Pacific Place, 88 Queensway, Admiralty, Hong Kong) is the Hong Kong Representative and is regulated by the Securities and Futures Commission of Hong Kong. (54/F, One Island East 18 Westlands Road, Quarry Bay, Hong Kong).

Admaster ID: 2729966