

Asia Strategic Interest Bond Fund

- The Fund may invest in a broad array of fixed income instruments which in the investment advisor's view typically generate attractive levels of income and will concentrate its investments in bonds and other fixed income instruments in Asia ex-Japan.
- Investments in fixed income instruments are subject to interest rate, credit, credit rating and downgrade risks. The Fund is also subject to risks of investing in high yield, below investment grade and unrated securities.
- It is subject to risks associated with emerging markets, concentration / strategy, valuation, sovereign debt, mortgage-related and other asset-backed securities, currency, liquidity and repurchase / reverse repurchase transactions.
- It may invest more than 10% in non-investment grade securities issued or guaranteed by a single sovereign issuer (e.g. Sri Lanka) which may be subject to increased credit risk and risk of default.
- It may invest in financial derivative instruments which may involve additional risks (e.g. market, counterparty, liquidity, volatility, and leverage risks).
- It may at its discretion pay dividends out of capital directly or effectively, which amounts to a return or withdrawal of part of an investor's original investment or from any capital gains attributable to the original investment. Any distributions involving the payment of dividends out of the Fund's capital may result in an immediate reduction of the Fund's net asset value per share.
- Investments involve risks and your investment may suffer significant losses.
- Investors should not rely solely on this material and should read the offering document of the Fund for further details including the risk factors.

Key Facts

	Accumulation	Income
Bloomberg Ticker	PASIBEU	PEABEUI
ISIN	IE00BN15GC88	IE00B464Q616
Sedol	BN15GC8	B464Q61
CUSIP	G7S11V411	G70984649
Valoren	56848784	11323323
WKN	A2QB7K	A1CYU4
Inception Date	04/09/2020	01/06/2010
Distribution	-	monthly ¹
Unified Management Fee	1.50% p.a.	1.50% p.a.
Fund Type	UCITS	
Portfolio Manager	Stephen Chang, Abhijeet Neogy, Mohit Mittal	
Total Net Assets	333.9 (USD in Millions)	
Fund Base Currency	USD	
Share Class Currency	USD	

Fund Statistics

Effective Duration (yrs) ¹¹	3.70
Benchmark Duration (yrs)	4.57
Current Yield (%) [⊕]	5.44
Estimated Yield to Maturity (%) [⊕]	7.65
Annualised Distribution Yield [†]	3.98
Average Coupon (%)	4.65
Effective Maturity (yrs)	5.48
Average Credit Quality	BAA+

¹¹This share class aims to pay dividend on a monthly basis. Dividend payout is not guaranteed.

MANAGER

PIMCO Global Advisors (Ireland) Limited

INVESTMENT ADVISOR

Pacific Investment Management Company LLC

For questions regarding the PIMCO Funds: Global Investors Series plc, please call +852 3556 1498.

Visit our website for a full menu of products and services at pimco.com.hk*

*This website has not been reviewed by the Securities and Futures Commission.

E CLASS ACCUMULATION AND INCOME SHARES

Fund Description

The Asia Strategic Interest Bond Fund is a flexible and actively managed portfolio that seeks to generate attractive and stable income through investing at least two thirds of its total assets in fixed income instruments in Asia ex-Japan. The fund may also invest up to one third of its total assets outside of Asia ex-Japan. The fund will allocate to both investment grade and high yield bonds. Predominantly invested in hard currency bonds, the portfolio may also seek opportunities in local currency denominated bonds.

The fund seeks to meet the needs of investors who are targeting a competitive and consistent level of income without compromising long term capital appreciation. It offers the opportunity to gain exposure to different sectors of the Asian fixed interest markets, while also having the flexibility to allocate to select opportunities outside of Asia.

The fund employs PIMCO's fundamental research process, including top-down economic views and bottom-up security selection and benefits from PIMCO's extensive global resources.

The Fund may use or invest in financial derivatives.

About the Benchmark

The J.P. Morgan Asia Credit Index measures the performance of Asia ex Japan USD denominated bond market. Index provides a benchmark for investment opportunities in US dollar-denominated fixed income instruments issued by Asia ex-Japan sovereigns, quasi-sovereigns, and corporates.

Unless otherwise stated in the prospectus, the Fund is not managed against a particular benchmark or index, and any reference to a particular benchmark or index in this factsheet is made solely for risk or performance comparison purposes.

Performance (Net of Fees)

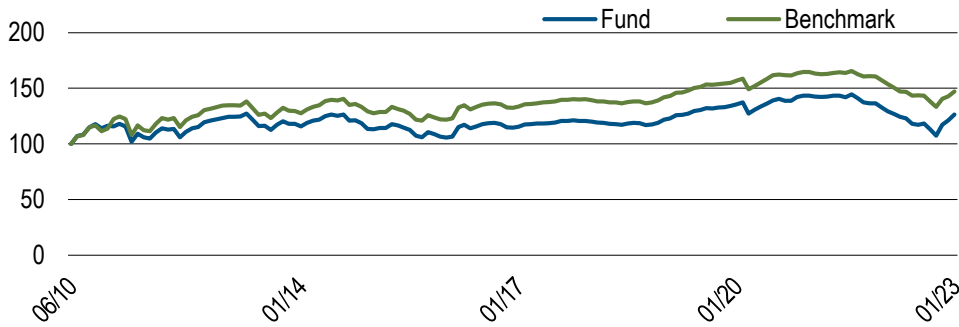


Chart shows performance from the first month-end, rebased to 100, for the E Inc USD class. **Past Performance is not a guarantee or reliable indicator of future results and no guarantee is being made that similar returns will be achieved in the future.** Source: PIMCO

For Fund Offering Documents:

Class E, Inc



Class E, Acc



Corporate Action Notice:



Performance (Net of Fees)	1 Mo.	3 Mos.	6 Mos.	1 Yr.	3 Yrs.	5 Yrs.	10 Yrs.	SI
E, Acc (%)	4.29	17.82	8.05	-4.77	—	—	—	-4.32
E, Inc (%)	4.30	17.82	8.02	-4.78	-2.31	1.04	0.16	2.62
Benchmark (%)	2.98	10.42	2.39	-6.31	-2.12	1.09	0.88	—

Past Performance is not a guarantee or reliable indicator of future results and no guarantee is being made that similar returns will be achieved in the future.

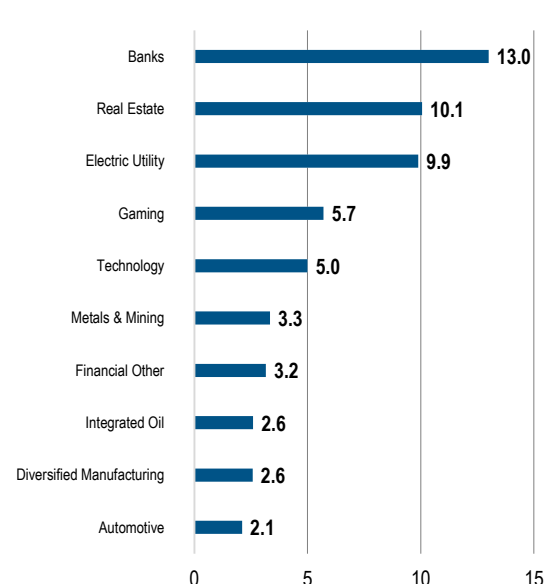
Calendar Year (Net of Fees)	2013	2014	2015	2016	2017	2018	2019	2020	2021	2022	YTD
E, Acc (%)	—	—	—	—	—	—	—	1.90*	-4.91	-11.04	4.29
E, Inc (%)	-4.41	-3.81	-6.15	7.67	5.34	-1.41	12.62	7.00	-4.91	-11.06	4.30
Benchmark (%)	-3.49	-0.31	-5.53	8.45	5.78	-0.77	11.34	6.33	-2.44	-11.02	2.98

*Since launch date to end of launch year. **Past Performance is not a guarantee or reliable indicator of future results and no guarantee is being made that similar returns will be achieved in the future.** The benchmark is the Inception to May 31, 2016 [90% JPMorgan Asia credit Index (JACI) + 10% 1 month USD Libor] * [JPMorgan Emerging Local Markets Index (ELMI+)] / [3 month USD Libor]. June 1, 2016 and onwards JPMorgan Asia Credit Index. All periods longer than one year are annualised. SI is the performance since inception. Performance shown is on a NAV-to-NAV basis in the denominated currency and are net of fees and other expenses and include reinvestment of dividends, as applicable.

Top 10 Holdings (% Market Value)*

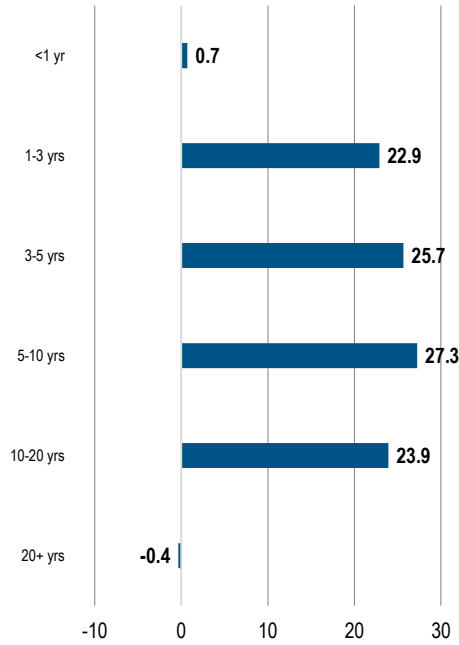
REPUBLIC OF INDONESIA	2.3
U S TREASURY NOTE	2.1
KOREA NATIONAL OIL CORP	1.6
1MDB GLOBAL INVESTMENTS REGS	1.4
ONGC VIDESH LTD	1.4
MISC CAPITAL TWO LABUAN SR UNSEC REGS	1.3
HUARONG FINANCE 2019	1.3
U S TREASURY INFLATE PROT BD	1.3
SUNNY OPTICAL TECH	1.3
BANK RAKYAT INDONESIA SR UNSEC REGS	1.1

Top 10 Industries (% Market Value)



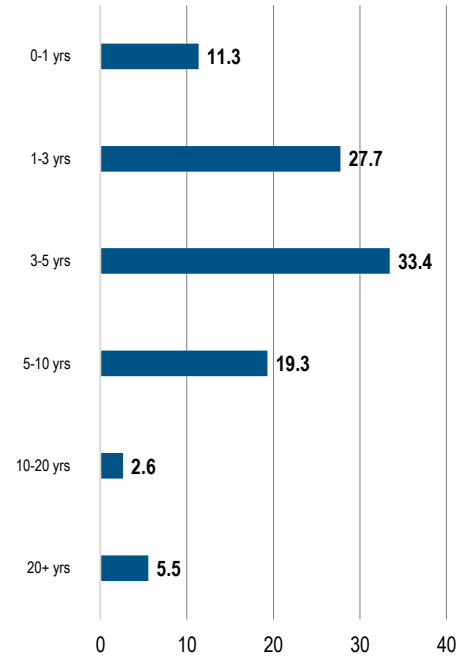
*Top 10 holdings as of 30/09/2022, excluding derivatives.

Duration (% Duration Weighted Exposure)



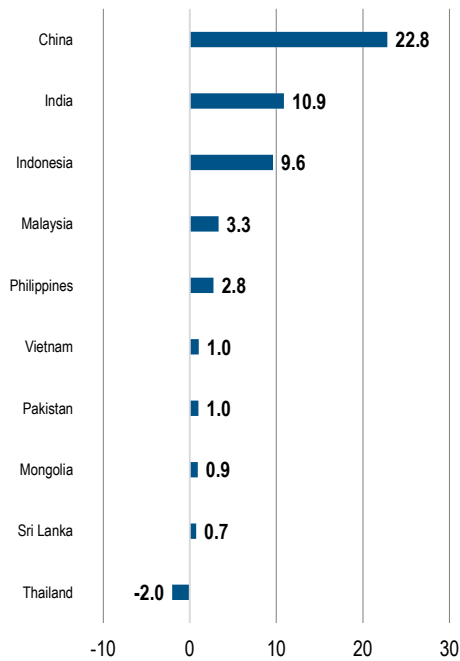
Source: PIMCO

Maturity (% Market Value)



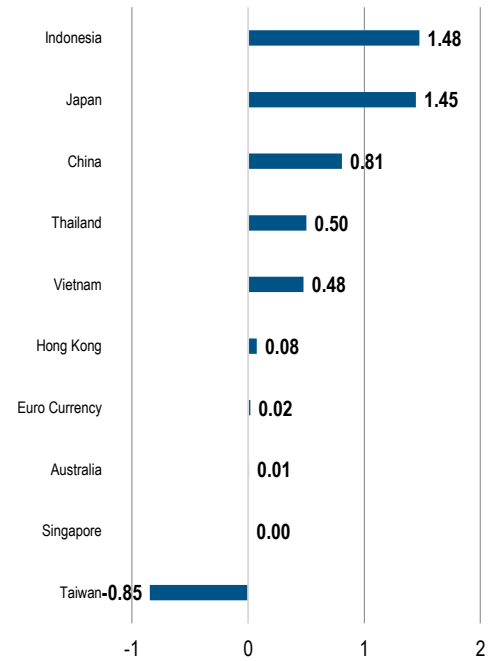
Market Value % may not equal 100 due to rounding.

Top 10 Emerging Market Country Exposure (% Market Value)



Source: PIMCO

Top 10 Currency Exposure (% Market Value)



Source: PIMCO

Source: PIMCO, index provider for benchmark data. [Ⓔ]Yields reported gross of fees, the deduction of which will reduce the yield. Prior to 28 August 2020, the Fund was named as PIMCO GIS Emerging Asia Bond Fund. The investment objective and policy of the Fund were changed on 28 August 2020.

[Ⓗ]Duration is a measure of a portfolio's price sensitivity expressed in years. PIMCO duration calculation that adjusts the durations of credit securities to account for the potential that in the event of default investors will receive the recovery amount prior to the maturity of the security. [Ⓙ]Annualised distribution yield = (Dividend Rate * 12) / NAV on ex-dividend day. Annualised Distribution Yield is as of 31/01/2023. Dividend is not guaranteed. A positive distribution yield does not imply a positive return. Negative allocations may result from derivative positions and unsettled trades and does not imply the fund is short cash, is levered, or that the derivatives are not fully cash backed. Duration is the sensitivity of a fixed income security to a change in interest rates. The longer the duration of a fixed income security, the higher its sensitivity to interest rates. Duration Weighted Exposure (DWE%) is the percentage weight of each sector's contribution to the overall duration of the fund. Morningstar ratings are shown for funds with 4 or 5 star ratings only. Other share classes ratings are either lower or unavailable. A rating is not a recommendation to buy, sell or hold a fund. Copyright © 2023 Morningstar Ltd. All Rights Reserved. The information contained herein: (1) is proprietary to Morningstar and/or its content providers; (2) may not be copied or distributed; and (3) is not warranted to be accurate, complete or timely. Neither Morningstar nor its content providers are responsible for any damages or losses arising from any use of this information. Past performance is no guarantee of future results. Investment involves risk including possible loss of the principal amount invested. Investment involves risk. **Past performance is not a guarantee or a reliable indicator of future results and no guarantee is being made that similar returns will be achieved in the future.** Investment returns not denominated in US/HK dollar will expose US/HK dollar-based investors to exchange rate fluctuations. The Funds typically offer different share classes, which are subject to different fees and expenses (which may affect performance), have different minimum investment requirements and are entitled to different services. In an environment where interest rates may trend upward, rising rates will negatively impact most bond funds, and fixed income securities held by a fund are likely to decrease in value. Bond funds and individual bonds with a longer duration (a measure of the expected life of a security) tend to be more sensitive to changes in interest rates, usually making them more volatile than securities with shorter durations.

PIMCO Funds: Global Investors Series plc is an umbrella type open-ended investment company with variable capital and is incorporated with limited liability under the laws of Ireland with registered number 276928. Investors should consider the investment objectives, risks, charges and expenses of this fund carefully before investing. This and other information are contained in the fund's prospectus, which may be obtained at www.pimco.com.hk or by contacting the Hong Kong Representative or your fund distributor and/or financial advisor. This document is issued by PIMCO Asia Limited (Suites 2201, 22nd Floor, Two International Finance Centre, No. 8 Finance Street, Central, Hong Kong) and has not been reviewed by the Securities and Futures Commission. No part of this publication may be reproduced in any form, or referred to in any other publication, without express written permission. Unified management fee is a single fixed Management Fee out of which the fees of the Investment Advisers, the Administrator and Custodian shall be paid, and certain other expenses including the fees of Paying Agents (and other local representatives) in jurisdictions where the Funds are registered. PIMCO is a trademark of Allianz Asset Management of America L.P. in the United States and throughout the world. © 2023, PIMCO.