



SICAV Range

# JPMorgan Investment Funds - Global Dividend Fund

- The Fund invests primarily in companies, globally, that generate high and rising income.
- The Fund is therefore exposed to risks related to equity, emerging markets, concentration, currency, liquidity, derivative, hedging and currency hedged share classes. For currency hedged share classes, the currency hedging process may not give a precise hedge and there is no guarantee that the hedging will be totally successful.
- The Fund may at its discretion pay dividends out of capital. The Fund may also at its discretion pay dividends out of gross income while charging all or part of the Fund's fees and expenses to the capital of the Fund, resulting in an increase in distributable amount for the payment of dividends and therefore, effectively paying dividends out of realised, unrealised capital gains or capital. Investors should note that, share classes of the Fund which pay dividends may distribute not only investment income, but also realised and unrealised capital gains or capital. Payment of dividends out of capital amounts to a return or withdrawal of part of an investor's original investment or from any capital gains attributable to that original investment. Any dividend payments, irrespective of whether such payment is made up or effectively made up out of income, realised and unrealised capital gains or capital, may result in an immediate reduction of the net asset value per share. Also, a positive distribution yield does not imply a positive return on the total investment.
- Investors may be subject to substantial losses.
- Investors should not solely rely on this document to make any investment decision.

## Fund overview

### Investment objective

To provide long-term capital growth by investing primarily in companies, globally, that generate high and rising income.

### Expertise

#### Fund Manager

Helge Skibeli, Sam Witherow, Michael Rossi

### Fund Information (A (dist) - USD)

#### Fund base currency

USD

#### Total fund size (m)

USD 2,727.2

#### SEDOL

B292X89

#### ISIN code

LU0329202179

#### Bloomberg code

JPMGBAI LX

#### Current charge

Initial : 5.0% of NAV

Redemption : 0%

Management fee : 1.5% p.a.

### Yield (%)

A (dist) - USD

A (mth) - USD (hedged)

#### Denominated currency and NAV per unit

A (dist) - USD : USD 220.41

A (mth) - USD (hedged) : USD 159.73

#### 12 month NAV

High : USD 228.28 (30/03/22)

Low : USD 181.84 (13/10/22)

#### Distribution frequency

(dist) : Expected annually

(mth) : Expected monthly

Last distribution(xd date)/Annualised yield<sup>2)</sup>

USD 1.06 (08/03/22)/0.51%

USD 0.38 (08/02/23)/2.83%

## Ratings

Morningstar Rating™

Morningstar Category™

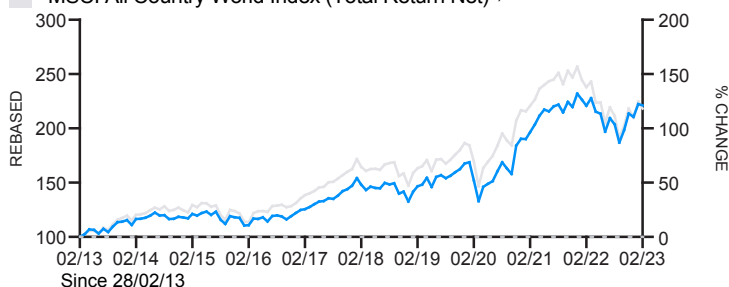
Global Equity Income

## Performance

### Cumulative Performance (%)

JPM Global Dividend A (dist) - USD

MSCI All Country World Index (Total Return Net)<sup>1)</sup>



	1 month	1 year	3 years	5 years	Since launch	Launch date
A (dist) - USD	-0.5	0.2	45.5	49.3	168.1	12/10/09
Benchmark (in USD) <sup>1)</sup>	-2.9	-8.3	28.8	32.7	187.3	
A (mth) - USD (hedged) <sup>3)</sup>	0.3	3.5	50.6	62.2	109.9	15/09/14

### Calendar Year Performance (%)

	2018	2019	2020	2021	2022	2023YTD
A (dist) - USD	-9.9	26.3	13.6	21.9	-9.2	5.0
Benchmark (in USD) <sup>1)</sup>	-9.4	26.6	16.3	18.5	-18.4	4.1
A (mth) - USD (hedged) <sup>3)</sup>	-7.5	27.1	12.2	24.5	-6.4	5.6

<sup>1)</sup>Dividends reinvested after deduction of withholding tax. Prior to 01.11.13, MSCI World Net Index. <sup>2)</sup>Annualised yield = [(1+distribution per unit/ex-dividend NAV)\*distribution frequency]-1. The annualised dividend yield is calculated based on the latest dividend distribution with dividend reinvested, and may be higher or lower than the actual annual dividend yield. Positive distribution yield does not imply positive return. <sup>3)</sup>Available for purchase in Hong Kong on 28.04.17. <sup>4)</sup>With the exception of the "Average annual return" figure, all data are calculated from the month end after inception. <sup>5)</sup>Investments in, or exposure to, any single entity (other than Government and other public securities) cannot exceed 10% of the Fund's total net asset value. <sup>6)</sup>Issued by Lipper of Refinitiv, 2021 award for the A (dist) - USD Class, reflecting performance as of 31.12.2020. Refinitiv Lipper Fund Awards, 2021 Refinitiv. All rights reserved. Used by permission and protected by the Copyright Laws of the United States. The printing, copying, redistribution, or retransmission of this content without express written permission is prohibited. <sup>7)</sup>Issued by Refinitiv Lipper, 2022 award for the A (dist) - USD Class, reflecting performance as of 31.12.2021. Refinitiv Lipper Fund Awards, 2022 Refinitiv. All rights reserved. Used by permission and protected by the Copyright Laws of the United States. The printing, copying, redistribution, or retransmission of this content without express written permission is prohibited. <sup>8)</sup>Issued by AsianInvestor, 2022 award, reflecting performance as at the previous calendar year end. Unless stated otherwise, all information as at the last valuation date of the previous month. Source: J.P. Morgan Asset Management/Thomson Reuters Datastream (NAV to NAV in denominated currency with income reinvested). Source of star rating: Morningstar, Inc., 5-star rating awarded to A (dist) - USD Class. Risk ratings (if any) are based on J.P. Morgan Asset Management's assessment of relative risk by asset class and historical volatility of the fund where applicable. The risk ratings are reviewed annually or as appropriate and for reference only. Any overweight in any investment holding exceeding the limit set out in the Investment Restrictions was due to market movements and will be rectified shortly. It should be noted that due to the difference of the fund domiciles the valuation points used by Unit Trust range and SICAV range of funds for fair valuation (where applied) may vary. For details please refer to the respective offering document(s).

For funds offering classes with a distribution feature, such classes aim at monthly, quarterly, semi-annual or annual distribution as the case may be. Dividend rate is not guaranteed. Distributions may be paid from capital. Investment involves risk. Past performance is not indicative of future performance. Please refer to the offering document(s) for details, including the risk factors. This document has not been reviewed by the SFC. Issued by JPMorgan Funds (Asia) Limited. For more information, please contact your bank, financial adviser or visit [am.jpmorgan.com/tk](http://am.jpmorgan.com/tk) today.

Portfolio Analysis (A (dist) - USD)

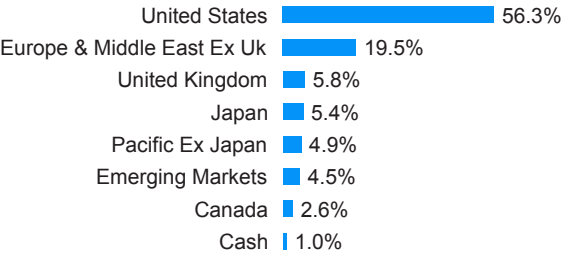
	3 years	5 years	Since Launch <sup>4)</sup>
Correlation	0.97	0.97	0.96
Annualized Alpha %	4.73	2.72	-0.16
Beta	0.92	0.93	0.93
Annualised volatility %	18.75	17.03	14.36
Sharpe ratio	0.65	0.40	0.48
Annualised tracking error %	5.01	4.41	4.00
Average annual return %	13.32	8.34	7.64

Holdings<sup>5)</sup> (as at end February 2023)

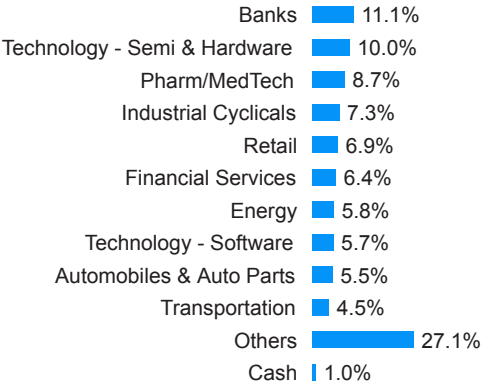
TOP 10	Sector	%
Microsoft	Technology - Software	4.7
AbbVie	Pharm/Medtech	2.8
CME	Financial Services	2.7
Prologis	Property	2.7
Bank of America	Banks	2.2
UnitedHealth	Health Services & Systems	2.1
Taiwan Semiconductor	Technology - Semi & Hardware	2.0
VINCI	Industrial Cyclical	2.0
Chevron	Energy	1.9
Toronto-Dominion Bank	Banks	1.8

Portfolio Breakdown

Market



Sector



1)Dividends reinvested after deduction of withholding tax. Prior to 01.11.13, MSCI World Net Index. 2)Annualised yield = [(1+distribution per unit/ex-dividend NAV)\*distribution frequency]-1. The annualised dividend yield is calculated based on the latest dividend distribution with dividend reinvested, and may be higher or lower than the actual annual dividend yield. Positive distribution yield does not imply positive return. 3)Available for purchase in Hong Kong on 28.04.17. 4)With the exception of the "Average annual return" figure, all data are calculated from the month end after inception. 5)Investments in, or exposure to, any single entity (other than Government and other public securities) cannot exceed 10% of the Fund's total net asset value. 6)Issued by Lipper of Refinitiv, 2021 award for the A (dist) - USD Class, reflecting performance as of 31.12.2020. Refinitiv Lipper Fund Awards, 2021 Refinitiv. All rights reserved. Used by permission and protected by the Copyright Laws of the United States. The printing, copying, redistribution, or retransmission of this content without express written permission is prohibited. 7)Issued by Refinitiv Lipper, 2022 award for the A (dist) - USD Class, reflecting performance as of 31.12.2021. Refinitiv Lipper Fund Awards, 2022 Refinitiv. All rights reserved. Used by permission and protected by the Copyright Laws of the United States. The printing, copying, redistribution, or retransmission of this content without express written permission is prohibited. 8)Issued by AsianInvestor, 2022 award, reflecting performance as at the previous calendar year end. Unless stated otherwise, all information as at the last valuation date of the previous month. Source: J.P. Morgan Asset Management/Thomson Reuters Datastream (NAV to NAV in denominated currency with income reinvested). Source of star rating: Morningstar, Inc., 5-star rating awarded to A (dist) - USD Class. Risk ratings (if any) are based on J.P. Morgan Asset Management's assessment of relative risk by asset class and historical volatility of the fund where applicable. The risk ratings are reviewed annually or as appropriate and for reference only. Any overweight in any investment holding exceeding the limit set out in the Investment Restrictions was due to market movements and will be rectified shortly. It should be noted that due to the difference of the fund domiciles the valuation points used by Unit Trust range and SICAV range of funds for fair valuation (where applied) may vary. For details please refer to the respective offering document(s). For funds offering classes with a distribution feature, such classes aim at monthly, quarterly, semi-annual or annual distribution as the case may be. Dividend rate is not guaranteed. Distributions may be paid from capital. Investment involves risk. Past performance is not indicative of future performance. Please refer to the offering document(s) for details, including the risk factors. This document has not been reviewed by the SFC. Issued by JPMorgan Funds (Asia) Limited. For more information, please contact your bank, financial adviser or visit [am.jpmorgan.com/hk](http://am.jpmorgan.com/hk) today.