

Mutual Fund (5 Years) -
Equity - APR ex Japan -
Outstanding Performer⁶⁾

Hong Kong Best
Fund Manager Award -
Asia ex-Japan Equity⁵⁾

Unit Trust Range

JPMorgan Asia Growth Fund

- The Fund invests at least 70% in equity securities of companies whose predominant business will benefit from, or is related to, the growth in Asian economies. The Fund will have limited RMB denominated underlying investments.
- The Fund is therefore exposed to risks related to equity, emerging markets, concentration, smaller companies, currency, liquidity, high volatility of the equity market in the Asian region, Chinese variable interest entity, derivatives, class currency and currency hedged classes. For RMB hedged class, risks associated with the RMB currency and currency hedged classes risks. RMB is currently not freely convertible and RMB convertibility from offshore RMB (CNH) to onshore RMB (CNY) is a managed currency process subject to foreign exchange control policies of and restrictions imposed by the Chinese government. There can be no assurance that RMB will not be subject to devaluation at some point. The Manager may, under extreme market conditions when there is not sufficient RMB for currency conversion and with the approval of the Trustee, pay redemption monies and/or distributions in USD.
- Investors may be subject to substantial losses.
- Investors should not solely rely on this document to make any investment decision.

Fund overview

Investment objective

To provide investors with long-term capital appreciation by investing at least 70% of its total net asset value in equity securities of companies whose predominant business will benefit from, or is related to, the growth in Asian economies.

Expertise

Fund Manager

Joanna Kwok, Mark Davids

Fund Information ((acc) - USD)

Fund base currency

USD

Total fund size (m)

USD 615.9

SEDOL

B1XDC06

ISIN code

HK0000038148

Bloomberg code

JFASDOM HK

Current charge

Initial : 5.0% of NAV

Redemption : 0%

Management fee : 1.5% p.a.

Denominated currency and NAV per unit

(acc) - USD : USD 16.94

(acc) - RMB (hedged) : RMB 18.69

(acc) - HKD : HKD 10.77

C (acc) - USD : USD 7.09

12 month NAV

High : USD 20.88 (01/03/22)

Low : USD 13.94 (28/10/22)

Ratings

Morningstar Analyst Rating Bronze

Morningstar Rating™

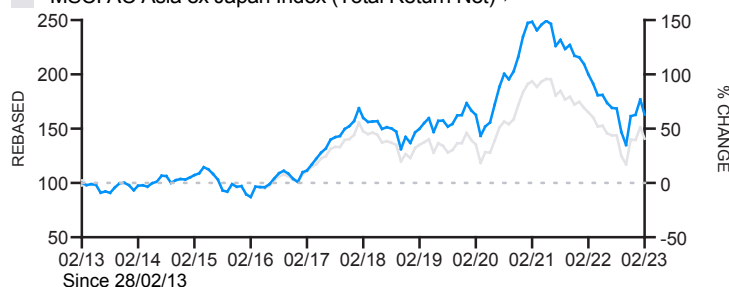
Morningstar Category™ EAA Fund Asia ex-Japan Equity

Performance

Cumulative Performance (%)#

JPMorgan Asia Growth (acc) - USD

MSCI AC Asia ex Japan Index (Total Return Net)¹⁾



	1 month	1 year	3 years	5 years	Since launch	Launch date
(acc) - USD	-7.9	-18.6	0.2	1.9	69.4	14/05/07
Benchmark (in USD) ¹⁾	-6.8	-14.4	4.0	-4.5	-	-
(acc) - RMB (hedged)	-8.1	-19.3	2.8	5.2	86.9	07/04/16
(acc) - HKD	-7.8	-18.2	0.8	2.2	7.7	01/12/17
C (acc) - USD ²⁾	-7.8	-17.9	-	-	-29.1	10/08/21

Calendar Year Performance (%)#

	2018	2019	2020	2021	2022	2023YTD
(acc) - USD	-12.9	26.8	35.3	-8.2	-24.5	0.1
Benchmark (in USD) ¹⁾	-14.4	18.2	25.0	-4.7	-19.7	0.8
(acc) - RMB (hedged)	-11.8	26.5	36.6	-5.9	-24.6	-0.4
(acc) - HKD	-12.7	26.1	34.6	-7.6	-24.4	0.7
C (acc) - USD ²⁾	-	-	-	-6.9	-24.0	0.1

#Effective 07.04.16, JPMorgan Asia Growth Fund was restructured. Key changes include fund name, investment objectives and investment universe. Performance prior to 07.04.16 was achieved under circumstances that no longer apply. Please refer to the offering document for details. 1)Dividends reinvested after deduction of withholding tax. 2)This share class is not available on the J.P. Morgan eTrading platform. 3)With the exception of the "Average annual return" figure, all data are calculated from the month end after inception. 4)Investments in, or exposure to, any single entity (other than Government and other public securities) cannot exceed 10% of the Fund's total net asset value. 5)Issued by Citywire Asia, 2020 award, reflecting performance of the past three years to 31.12.2019. 6)Issued by Bloomberg Businessweek/Chinese Edition, based on performance as at 30 September 2020. Unless stated otherwise, all information as at the last valuation date of the previous month. Source: J.P. Morgan Asset Management/RIMES (NAV to NAV in denominated currency with income reinvested). Source of ratings: Morningstar, Inc., Analyst Rating - Bronze awarded to (acc) - USD Class and (acc) - HKD Class; 4-Star Rating awarded to (acc) - USD Class. Risk ratings (if any) are based on J.P. Morgan Asset Management's assessment of relative risk by asset class and historical volatility of the fund where applicable. The risk ratings are reviewed annually or as appropriate and for reference only. Any overweight in any investment holding exceeding the limit set out in the Investment Restrictions was due to market movements and will be rectified shortly. It should be noted that due to the difference of the fund domiciles the valuation points used by Unit Trust range and SICAV range of funds for fair valuation (where applied) may vary. For details please refer to the respective offering document(s). The AUD/CAD/EUR/GBP/NZD/RMB/SGD Hedged Classes (where applicable) are not recommended for investors whose base currency of investment is not in the aforesaid currencies. The investment returns are calculated in denominated currency. For funds/classes denominated in foreign currencies, US/HK dollar-based investors are therefore exposed to fluctuations in the currency exchange rate. Investment involves risk. Past performance is not indicative of future performance. Please refer to the offering document(s) for details, including the risk factors. This document has not been reviewed by the SFC. Issued by JPMorgan Funds (Asia) Limited. For more information, please contact your bank, financial adviser or visit am.jpmorgan.com/hk today.

Portfolio Analysis ((acc) - USD)

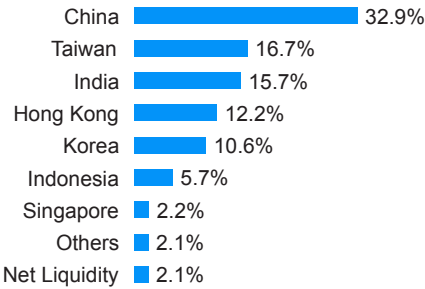
	3 years	5 years	Since Launch ³⁾
Correlation	0.98	0.98	-
Annualized Alpha %	-1.09	1.50	-
Beta	1.06	1.05	-
Annualised volatility %	22.90	20.52	22.50
Sharpe ratio	-	-	0.10
Annualised tracking error %	4.43	4.08	-
Average annual return %	0.06	0.37	3.39

Holdings⁴⁾ (as at end January 2023)

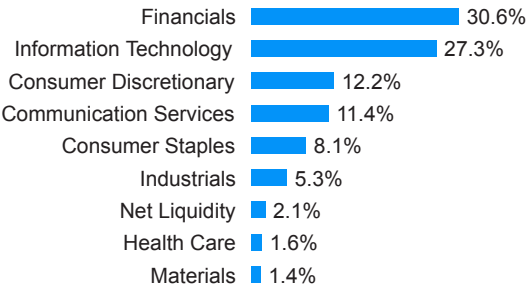
TOP 10	Market	Sector	%
Taiwan Semicon Mfg	Taiwan	Information Technology	8.6
Tencent Holdings	China	Communication Services	7.0
Samsung Electronics	Korea	Information Technology	6.5
AIA Group	Hong Kong	Financials	5.4
Alibaba Group Holding	China	Consumer Discretionary	4.0
Meituan	China	Consumer Discretionary	3.3
HDFC	India	Financials	3.0
HDFC Bank	India	Financials	2.9
JD.com	China	Consumer Discretionary	2.7
HKEX	Hong Kong	Financials	2.5

Portfolio Breakdown

Market



Sector



#Effective 07.04.16, JPMorgan Asia Growth Fund was restructured. Key changes include fund name, investment objectives and investment universe. Performance prior to 07.04.16 was achieved under circumstances that no longer apply. Please refer to the offering document for details. 1)Dividends reinvested after deduction of withholding tax. 2)This share class is not available on the J.P. Morgan eTrading platform. 3)With the exception of the "Average annual return" figure, all data are calculated from the month end after inception. 4)Investments in, or exposure to, any single entity (other than Government and other public securities) cannot exceed 10% of the Fund's total net asset value. 5)Issued by Citywire Asia, 2020 award, reflecting performance of the past three years to 31.12.2019. 6)Issued by Bloomberg Businessweek/Chinese Edition, based on performance as at 30 September 2020. Unless stated otherwise, all information as at the last valuation date of the previous month. Source: J.P. Morgan Asset Management/RIMES (NAV to NAV in denominated currency with income reinvested). Source of ratings: Morningstar, Inc., Analyst Rating - Bronze awarded to (acc) - USD Class and (acc) - HKD Class; 4-Star Rating awarded to (acc) - USD Class. Risk ratings (if any) are based on J.P. Morgan Asset Management's assessment of relative risk by asset class and historical volatility of the fund where applicable. The risk ratings are reviewed annually or as appropriate and for reference only. Any overweight in any investment holding exceeding the limit set out in the Investment Restrictions was due to market movements and will be rectified shortly. It should be noted that due to the difference of the fund domiciles the valuation points used by Unit Trust range and SICAV range of funds for fair valuation (where applied) may vary. For details please refer to the respective offering document(s). The AUD/CAD/EUR/GBP/NZD/RMB/SGD Hedged Classes (where applicable) are not recommended for investors whose base currency of investment is not in the aforesaid currencies. The investment returns are calculated in denominated currency. For funds/classes denominated in foreign currencies, US/HK dollar-based investors are therefore exposed to fluctuations in the currency exchange rate. Investment involves risk. Past performance is not indicative of future performance. Please refer to the offering document(s) for details, including the risk factors. This document has not been reviewed by the SFC. Issued by JPMorgan Funds (Asia) Limited. For more information, please contact your bank, financial adviser or visit am.jpmorgan.com/hk today.