

# Schroders

## Schroder Stable Growth Fund

A Accumulation USD | Data as at 31.12.2022

### Important Information

The fund invests primarily in quoted equities and fixed income securities, other asset classes and money market instruments and cash in any part of the world directly or through investment in funds.

- The fund and the Underlying Scheme's investment in equity is subject to equity investment risk.
- The fund investment in fixed income securities may be subject to credit and counterparty, credit rating and interest rate risks, etc. .
- Underlying investments of the fund may be denominated in currencies other than the base currency of the fund. The net asset value of the fund may be affected unfavourably by fluctuations in the exchange rates.
- The fund will be subject to the risks associated with the underlying funds (i.e. the Underlying Schemes). The fund does not have control of the investments of the Underlying Schemes and there is no assurance that the investment objective and strategy of the Underlying Schemes will be successfully achieved. The Underlying Schemes may not be regulated by the SFC. There may be additional costs involved when investing into the Underlying Schemes.
- The fund and some of the Underlying Schemes may have exposure in derivative. Exposure to derivative may lead to a high risk of significant loss.

You should not make any investment decision solely based on this document. Please read the relevant offering document carefully for further fund details including risk factors.

### Investment Objectives

The Fund's investment objective is capital appreciation in HK dollars through investing in quoted equities, and fixed income securities, other asset classes and money market instruments and cash in any part of the world directly or through investment in funds (including qualified exchange traded funds) investing in the foregoing investments. The Fund may directly invest up to 70% of its net asset value in quoted equities and up to 70% of its net asset value in fixed income securities. The Fund's investment is not subject to any prescribed limit on the region, country, industry, credit rating or market capitalisation of the investment. The Manager intends to adopt a relatively balanced approach towards bonds and equities exposure in the Fund with the objective of achieving capital appreciation with minimal short term performance volatility.

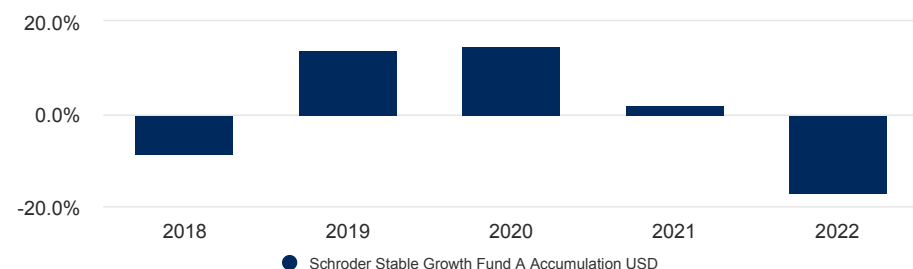
### Share class performance (Cumulative)

Performance (%)	1 month	3 months	6 months	YTD	1 year	3 years	5 years	10 years
<b>Fund</b>	0.4	7.5	-3.2	-16.9	-16.9	-3.2	0.7	28.7

Annual Performance (%)	2018	2019	2020	2021	2022
<b>Fund</b>	-8.5	13.6	14.6	1.8	-16.9

### Performance over 5 years (%)



Source: Morningstar, NAV to NAV, net income reinvested, net of fees, based on Schroder Stable Growth Fund A Accumulation USD Units, USD. The Fund size quoted includes all classes of the Fund. Investment involves risks. Price of units may go down as well as up. Past performance is not indicative of future performance. Please refer to the relevant offering documents for fund details including risk factors. This material is issued by Schroder Investment Management (Hong Kong) Limited and has not been reviewed by the SFC. Performance is calculated from the share class's since launch date (03.01.2011). The names of the target and comparator(s) benchmarks may be displayed in abbreviation format, please refer to the Benchmark and corporate action information section for the full benchmark names.

### Fund literature



Download the offering documents and investor notice here

### Ratings and accreditation



Please refer to the Source and ratings information section for details on the icons shown above.

### Fund facts

<b>Fund manager</b>	Asia Multi-Asset team led by Keiko Kondo
<b>Fund launch date</b>	01.06.1995
<b>Fund base currency</b>	HKD
<b>Fund size (Million)</b>	HKD 7,207.15
<b>Unit NAV</b>	USD 13.5100
<b>Hi/Lo (past 12 mths)</b>	USD 16.3200 / USD 12.3200
<b>Annualized Return (3Y)</b>	-1.06%

### Fees & expenses

<b>Initial charge up to</b>	5.00%
<b>Annual management fee</b>	1.000%
<b>Redemption fee</b>	0.00%

### Codes

<b>ISIN</b>	HK0000213626
<b>Bloomberg</b>	SCSGUAA HK

# Schroders

## Schroder Stable Growth Fund

A Accumulation USD | Data as at 31.12.2022

### Return of USD 10,000



### Risk statistics & financial ratios

	Fund
Annual volatility (%) (3y)	11.4

Source: Morningstar. The above ratios are based on NAV to NAV price based performance data.

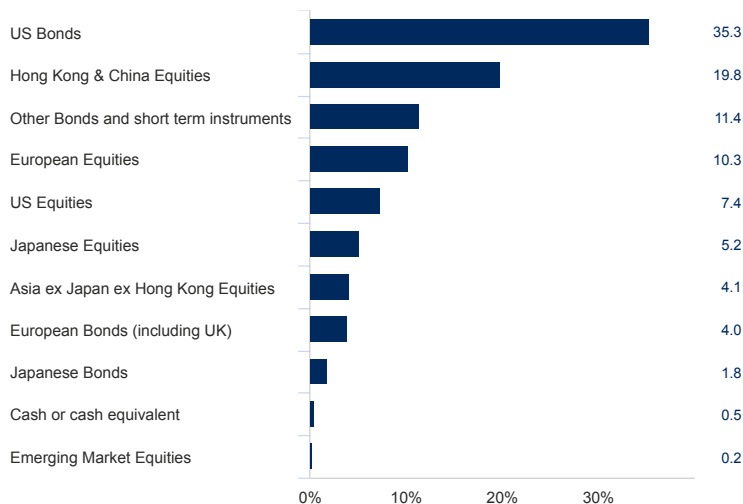
**Past Performance is not a guide to future performance and may not be repeated. The value of investments and the income from them may go down as well as up and investors may not get back the amounts originally invested. Exchange rate changes may cause the value of any overseas investments to rise or fall. Performance data does not take into account any commissions and costs, if any, charged when units or shares of any fund, as applicable, are issued and redeemed.**

The chart is for illustrative purposes only and does not reflect an actual return on any investment.

Returns are calculated NAV to NAV (which means performance does not include the effect of any initial charges), net income reinvested, net of fees.

### Asset allocation

#### Asset class (%)



#### Top 10 holdings (%)

Holding name	%
TREASURY NOTE (OLD) 3.875% 30/11/2027	5.4
TREASURY BILL null% 15/06/2023	4.2
TREASURY NOTE (OLD) 2.75% 15/08/2032	3.5
TENCENT HOLDINGS LTD	1.5
AIA GROUP LTD	1.5
ALIBABA GROUP HOLDING LTD	1.2
TREASURY BOND 5.25% 15/02/2029	1.1
TREASURY NOTE 2.125% 31/03/2024	1.1
TREASURY NOTE 0.125% 15/12/2023	1.1
TREASURY NOTE 2.375% 15/05/2027	1.0

Weighting of each holding refers to the aggregated weighting in the underlying pooled funds. Source: Schroders. Percentages of allocation may not sum up to 100% due to rounding issue.

# Schroders

## Schroder Stable Growth Fund

A Accumulation USD | Data as at 31.12.2022

### Share class available

	A Accumulation USD	C Accumulation USD	C Accumulation HKD	A Accumulation HKD	A Distribution HKD
<b>Distribution Policy</b>	No Distribution	No Distribution	No Distribution	No Distribution	Monthly Variable
<b>ISIN</b>	HK0000213626	HK0000213634	HK0000213592	HK0000760253	HK0000760261
<b>Bloomberg</b>	SCSGUAA HK	SCHSGUA HK	SCHSTGA HK	SCSSGAH HK	SCSSGHK HK

	A Distribution USD	A Distribution AUD Hedged	A Distribution CNH Hedged
<b>Distribution Policy</b>	Monthly Variable	Monthly Variable	Monthly Variable
<b>ISIN</b>	HK0000760279	HK0000760287	HK0000760295
<b>Bloomberg</b>	SCSSGAD HK	SCSSGAU HK	SCSSGAR HK

### Important information

Morningstar Rating as at 31.12.2022: © Morningstar 2022. All Rights Reserved. The information contained herein: (1) is proprietary to Morningstar and/or its content providers; (2) may not be copied or distributed; and (3) is not warranted to be accurate, complete or timely. Neither Morningstar nor its content providers are responsible for any damages or losses arising from any use of this information. Past performance is no guarantee of future results.

### 重要事項

本基金主要透過直接投資於世界各國上市公司股票、以及定息證券、其他資產類別及貨幣市場工具和現金或透過投資於投資上述投資產品的基金。

- 基金及基礎計劃的股票證券投資涉及股票投資風險。
- 基金投資於定息證券或會承受信貸和對手方、信貸評級、利率等風險。
- 基金的基礎投資可能以不同於基金基礎貨幣的貨幣定值。基金的資產淨值或會因這些匯率浮動而受到不利的影響。
- 基金將須承擔與基礎基金（即基礎計劃）有關的風險。基金對基礎計劃的投資項目並無控制權，基礎計劃的目標及策略是否可成功達致沒有得到保證。基礎計劃未必受證監會監管。投資於基礎計劃可能涉及額外成本。
- 基金及某些基礎計劃可投資於衍生工具。投資於衍生工具可能導致高風險重大損失。

閣下不應僅倚賴本文件而作出任何投資決定。請詳閱有關銷售文件以得悉基金之詳情包括風險因素。

### 投資目標

基金將透過直接投資於世界各地上市公司股票，以及定息證券、其他資產類別及貨幣市場工具和現金或透過投資於投資上述投資產品的基金（包括合資格交易所買賣基金），以達致港元資本增值的投資目標。基金可直接將其資產淨值最多70%投資於上市公司股票及將其資產淨值最多70%投資於定息證券。基金的投資不受地區、國家、行業、信貸評級或投資市值的任何訂明限制所規限。經理人將著意採用平衡投資的策略：將基金資產平均投資於股票及債券市場，從而減低由市場短期波動所帶來的影響，令資本穩定增值。

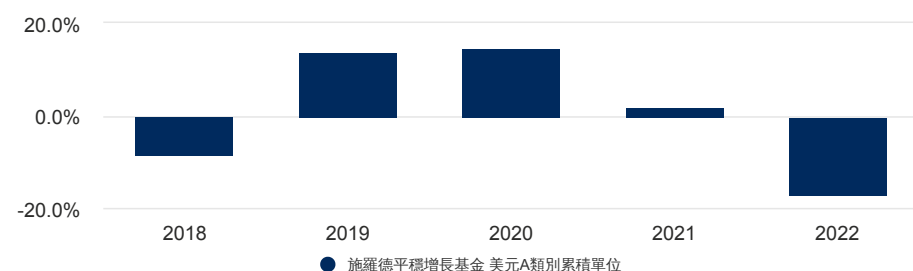
### 股份類別表現（累計）

表現 (%)	1個月	3個月	6個月	年初至今	1年	3年	5年	10年
基金	0.4	7.5	-3.2	-16.9	-16.9	-3.2	0.7	28.7

年度表現 (%)	2018	2019	2020	2021	2022
基金	-8.5	13.6	14.6	1.8	-16.9

### 5年表現(%)



資料來源：晨星。以資產淨值價計算，收益再投資，已扣除費用，依據施羅德平穩增長基金 美元A類別累積單位、美元。本基金之資產值已涵蓋其所有類別。投資涉及風險。單位價格可跌可升。過往表現未必可作日後業績的準則。詳情（包括風險因素）請參閱有關銷售文件。本文件由施羅德投資管理（香港）有限公司刊發並未受香港證監會檢閱。基金表現由基金單位類別推出日期起計算（即：03.01.2011）。目標和比較基準的名稱可能以縮寫的格式展示，有關完整的基準名稱，請參閱基準和公司行為信息部分。

### 基金文件



於此下載銷售文件和投資者公告

### 評級和認證



請參考資料來源與評級說明，以獲取有關圖標的詳細信息。

### 基金資料

基金經理	由Keiko Kondo領導的亞洲多元化資產投資團隊
基金推出日期	01.06.1995
基金基本貨幣	港元
資產值（百萬元）	港元 7,207.15
單位資產淨值	美元 13.5100
最高 / 最低（過去十二個月）	美元 16.3200 / 美元 12.3200
年度回報率（3年）	-1.06%

### 費用和開支

首次認購費上限	5.00%
管理年費	1.000%
贖回費	0.00%

### 代碼

ISIN	HK0000213626
彭博代碼	SCSGUAA HK

美元A類別累積單位 | 數據截至 31.12.2022

### 美元 10,000 回報



### 風險統計數據及財務比率

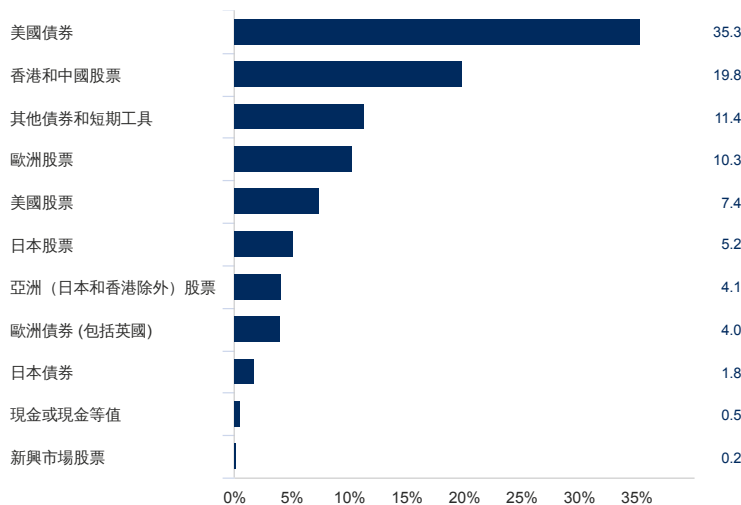
	基金
年均相對波幅 (%) (3 年)	11.4

資料來源：晨星。上述比率以按資產淨值價計算之基金表現為基礎。

過往表現未必可作日後業績的準則，並不一定會再次重現。  
投資價值及所得收益可跌亦可升，投資者未必能取回投資本金。匯率變動可能造成海外投資價值的上升或下跌。表現數據中未扣除基金單位或股份（如適用）發行和贖回時收取的佣金和費用。  
本圖表僅供參考之用，並未反映任何投資的實際回報率。  
回報率以資產淨值價計算（這是指業績並不包含任何首次認購費）、收益再投資、扣除費用。

### 資產分佈

#### 資產類別 (%)



#### 10大主要投資 (%)

投資名稱	%
TREASURY NOTE (OLD) 3.875% 30/11/2027	5.4
TREASURY BILL null% 15/06/2023	4.2
TREASURY NOTE (OLD) 2.75% 15/08/2032	3.5
騰訊控股	1.5
友邦保險	1.5
阿里巴巴集團	1.2
TREASURY BOND 5.25% 15/02/2029	1.1
TREASURY NOTE 2.125% 31/03/2024	1.1
TREASURY NOTE 0.125% 15/12/2023	1.1
TREASURY NOTE 2.375% 15/05/2027	1.0

各投資項目的比重是該投資項目在各底層基金內的比重之總和。資料來源：施羅德投資。由於四捨五入的關係，分配相加的百分比可能不等於100%。

### 可認購股份類別

	美元A類別累積單位	美元C類別累積單位	港元C類別累積單位	港元A類別累積單位	港元A類別收息單位
派息政策	無派息	無派息	無派息	無派息	每月可變
ISIN	HK0000213626	HK0000213634	HK0000213592	HK0000760253	HK0000760261
彭博代碼	SCSGUAA HK	SCHSGUA HK	SCHSTGA HK	SCSSGAH HK	SCSSGHK HK

	美元A類別收息單位	(澳元對沖) A類別收息單位	(人民幣對沖) A類別收息單位
派息政策	每月可變	每月可變	每月可變
ISIN	HK0000760279	HK0000760287	HK0000760295
彭博代碼	SCSSGAD HK	SCSSGAU HK	SCSSGAR HK

## 重要事項

---

晨星評級截至 31.12.2022: © Morningstar 2022.保留所有權利。此處包含的資訊為: (1) 為晨星和/或其內容提供者所專有; (2) 不得複製或流通; 以及 (3) 並不保證是準確、完全或及時的。晨星及其內容提供者對於使用這些資訊所造成的損害或損失, 概不承擔任何責任。過往表現未必可作日後業績的準則。