

# Schroders

## Schroder International Selection Fund Strategic Bond

A Accumulation USD | Data as at 31.12.2022

### Important Information

The fund invests primarily in fixed and floating rate securities. The fund aims to achieve absolute performance but absolute return is not guaranteed.

- The fund invests in debt securities which may be subject to interest rate, credit and counterparty risks. The fund may invest in unrated and non-investment grade securities which are exposed to greater credit risks.
  - Investment in sovereign debt obligations which may expose the fund to political, social and economic risks. The fund may suffer significant losses upon defaults by government entities.
  - The fund invests in global equities and may have substantial investment in European securities. The fund is exposed to equity investment risk and the risk of investment in Europe.
  - The fund's active management of currency positions may result in losses if the strategy/technique is not successful.
  - The fund may use derivatives to meet its investment objective. Derivatives exposure may involve higher counterparty, liquidity and valuation risks. In adverse situations, the fund may suffer significant losses from their derivative usage for hedging.
  - For share classes with a general dividend policy, expenses will be paid out of capital rather than out of gross income. The amount of distributable income therefore increases and the amount so increased may be considered to be dividend paid out of capital. Share classes with a fixed dividend policy may pay out both income and capital in distributions. Where distributions are paid out of capital, this amounts to a return or withdrawal of part of your original investment or capital gains attributable to that and may result in an immediate decrease in the net asset value of shares.
- You should not make any investment decision solely based on this document. Please read the relevant offering document carefully for further fund details including risk factors.

### Investment Objectives

The Fund aims to provide an absolute return after fees have been deducted by investing in fixed and floating rate securities. Absolute return means the Fund seeks to provide a positive return over a 12-month period in all market conditions, but this cannot be guaranteed and your capital is at risk.

# Schroders

## Schroder International Selection Fund Strategic Bond

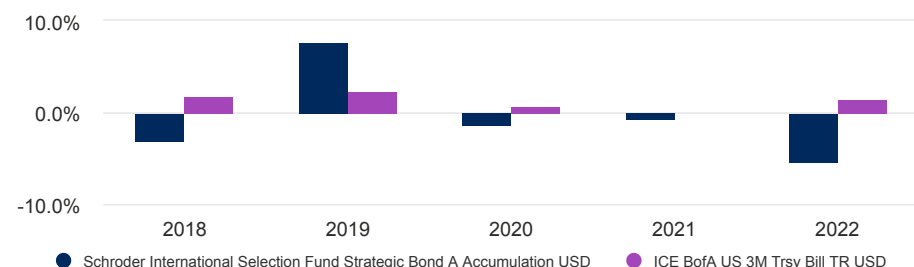
A Accumulation USD | Data as at 31.12.2022

### Share class performance (Cumulative)

Performance (%)	1 month	3 months	6 months	YTD	1 year	3 years	5 years	10 years
<b>Fund</b>	0.7	0.2	-0.2	-5.3	-5.3	-7.2	-3.0	0.6
<b>Comparator</b>	0.4	0.8	1.3	1.5	1.5	2.2	6.5	7.9

Annual Performance (%)	2018	2019	2020	2021	2022
<b>Fund</b>	-2.9	7.7	-1.3	-0.7	-5.3
<b>Comparator</b>	1.9	2.3	0.7	0.0	1.5

### Performance over 5 years (%)



Source: Morningstar, NAV to NAV, net income reinvested, net of fees, based on Schroder International Selection Fund Strategic Bond A Accumulation USD Units, USD. Some performance differences between the fund and the benchmark may arise as the benchmark returns are not adjusted for non-dealing days of the fund. Schroder International Selection Fund is referred to as Schroder ISF. Cash & Cash equivalents - The negative figure, if present, is linked to subscriptions of TBA (To be announced) securities which are due to settle in the future. The exposure is temporary and just related to the settlement timing of these transactions. The Fund size quoted includes all classes of the Fund. Investment involves risks. Price of units may go down as well as up. Past performance is not indicative of future performance. Please refer to the relevant offering documents for fund details including risk factors. This material is issued by Schroder Investment Management (Hong Kong) Limited and has not been reviewed by the SFC. Performance is calculated from the share class's since launch date (30.09.2004). The names of the target and comparator(s) benchmarks may be displayed in abbreviation format, please refer to the Benchmark and corporate action information section for the full benchmark names.

### Fund literature



Download the offering documents and investor notice here

### Ratings and accreditation



Please refer to the Source and ratings information section for details on the icons shown above.

### Fund facts

<b>Fund manager</b>	P Grainger, J Ringer, R Boukhoufane & Team
<b>Fund launch date</b>	30.09.2004
<b>Fund base currency</b>	USD
<b>Fund size (Million)</b>	USD 526.04
<b>Number of holdings</b>	331
<b>Comparator</b>	ICE BofA US 3M Trsy Bill TR USD
<b>Unit NAV</b>	USD 140.5818
<b>Hi/Lo (past 12 mths)</b>	USD 149.0835 / USD 138.8364
<b>Annualized Return (3Y)</b>	-2.46%

### Fees & expenses

<b>Initial charge up to</b>	3.00%
<b>Annual management fee</b>	1.000%
<b>Redemption fee</b>	0.00%

### Codes

<b>ISIN</b>	LU0201322137
<b>Bloomberg</b>	SCHSBAA LX
<b>Reuters code</b>	LU0201322137.LUF

### Risk statistics & financial ratios

	Fund	Comparator
<b>Annual volatility (%) (3y)</b>	8.8	0.4
<b>Effective duration (years)</b>	0.9	-

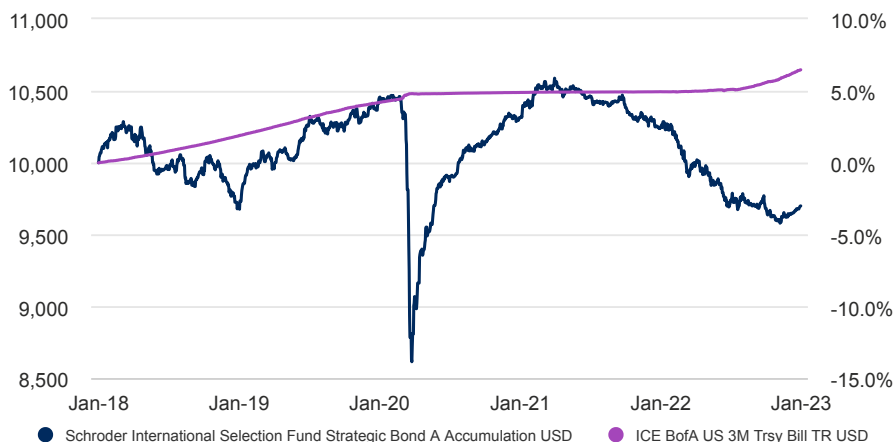
Source: Morningstar. The above ratios are based on NAV to NAV price based performance data.

# Schroders

## Schroder International Selection Fund Strategic Bond

A Accumulation USD | Data as at 31.12.2022

### Return of USD 10,000



**Past Performance is not a guide to future performance and may not be repeated.**

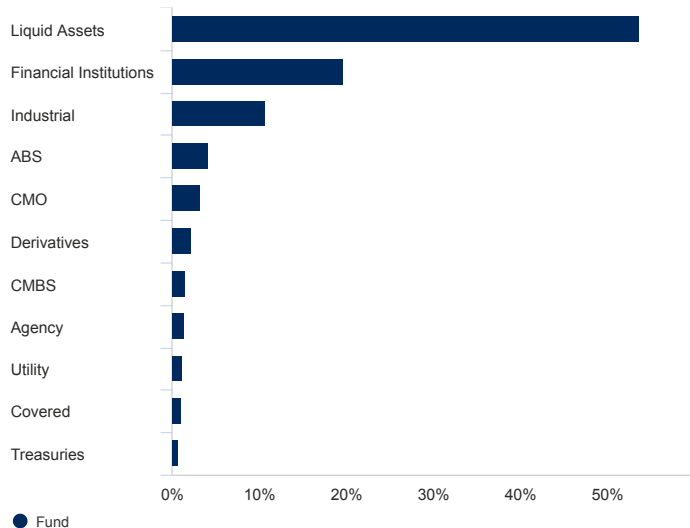
The value of investments and the income from them may go down as well as up and investors may not get back the amounts originally invested. Exchange rate changes may cause the value of any overseas investments to rise or fall. Performance data does not take into account any commissions and costs, if any, charged when units or shares of any fund, as applicable, are issued and redeemed.

The chart is for illustrative purposes only and does not reflect an actual return on any investment.

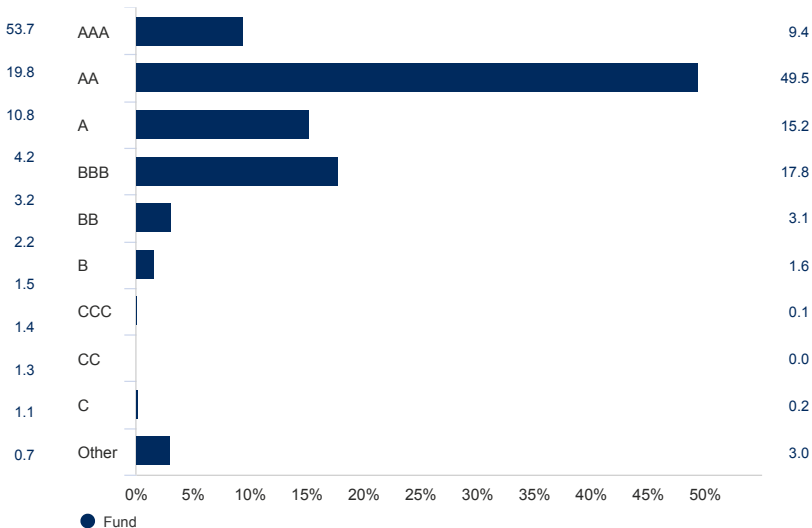
Returns are calculated NAV to NAV (which means performance does not include the effect of any initial charges), net income reinvested, net of fees.

### Asset allocation

#### Sector (%)



#### Credit quality (%)

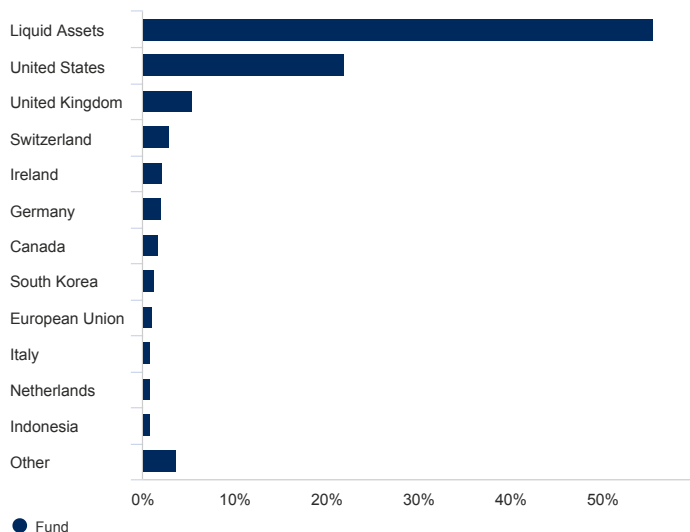


# Schroders

## Schroder International Selection Fund Strategic Bond

A Accumulation USD | Data as at 31.12.2022

### Geographical breakdown (%)



### Top 10 holdings (%)

Holding name	%
TREASURY BILL 0.0000 16/03/2023 SERIES GOVT	9.4
TREASURY BILL 0.0000 23/03/2023 SERIES GOVT	9.4
TREASURY BILL 0.0000 18/05/2023 SERIES GOVT	9.3
TREASURY BILL 0.0000 15/06/2023 SERIES GOVT	9.3
TREASURY BILL 0.0000 20/04/2023 SERIES GOVT	3.6
NEDER WATERSCHAPSBANK 0.0000 14/04/2023	3.5
TREASURY BILL 0.0000 23/02/2023 SERIES GOVT	3.2
GOLDMAN SACHS GROUP INCORPORATED FRN 1.45013 15/05/2026	3.2
CREDIT SUISSE GROUP AG FRN 12/06/2024 REGS	2.4
COOPERATIEVE RABOBANK UA CD 21/07/2022 20/07/2023 3.8000	1.9

Source: Schroders.

Percentages of allocation may not sum up to 100% due to rounding issue. Derivatives are displayed on the notional basis of the underlying exposure where possible. Due to the different treatment of derivative types, the allocation to Liquid Assets may vary between each chart.

### Share class available

	A Accumulation USD	A Distribution USD
<b>Distribution Policy</b>	No Distribution	Monthly Variable
<b>ISIN</b>	LU0201322137	LU0216291897
<b>Bloomberg</b>	SCHSBAA LX	SCHSBDA LX

### Benchmark and corporate action information

The fund's performance should be assessed against its objective of providing a positive return over a 12-month period in all market conditions. The target benchmark has been selected because the target return of the fund is to deliver the return of that benchmark as stated in the investment objective. Effective 23.06.2022, a new comparator benchmark, the ICE BofA US 3 Month Treasury Bill Index has been added.

### Important information

Morningstar Rating as at 31.12.2022: © Morningstar 2022. All Rights Reserved. The information contained herein: (1) is proprietary to Morningstar and/or its content providers; (2) may not be copied or distributed; and (3) is not warranted to be accurate, complete or timely. Neither Morningstar nor its content providers are responsible for any damages or losses arising from any use of this information. Past performance is no guarantee of future results.

### 重要事項

基金主要投資於定息及浮息證券。基金旨在達致絕對表現，但不會對提供絕對回報作出保證。

- 基金投資於債務證券或承受利率、信貸及對手方風險。基金可投資於未獲評級和不具投資級別的證券而承受較大的信貸風險。
  - 基金投資於主權債務可能承受政治、社會及經濟風險。當政府機構對其主權債務違約，基金可能在該等事件中蒙受重大損失。
  - 基金投資於環球股票並可能大量投資於歐洲證券，投資者須承受股票投資風險及投資於歐洲的風險。
  - 基金可因為其積極管理貨幣持倉策略 / 技巧不成功而引致虧損。
  - 基金可投資於金融衍生工具以達致投資目標。運用衍生工具可涉及較高的對手方、流通性及估值的風險。在不利的情况下，基金可能會因為使用衍生工具作對沖之用而承受重大虧損。
  - 一般股息政策的股份類別，支出將從資本而非總收入中支付，可分派收入因此增加，而增加的部份可被視為從資本中支付的股息。定息政策的股份類別，其股息可能同時由收入及資本中支付。從資本中支付的派息相當於從閣下原本投資的金額中，或從該等金額賺取的資本收益中退回或提取部份款項，可能導致每股資產淨值即時下跌。
- 閣下不應僅倚賴本文件而作出任何投資決定。請詳閱有關銷售文件以得悉基金之詳情包括風險因素。

### 投資目標

本基金旨在通過投資於定息和浮息證券，在扣除費用後提供絕對回報。絕對回報即本基金尋求在所有市況下的每12個月期間提供正數回報，然而這不獲保證，閣下的資本將面臨風險。

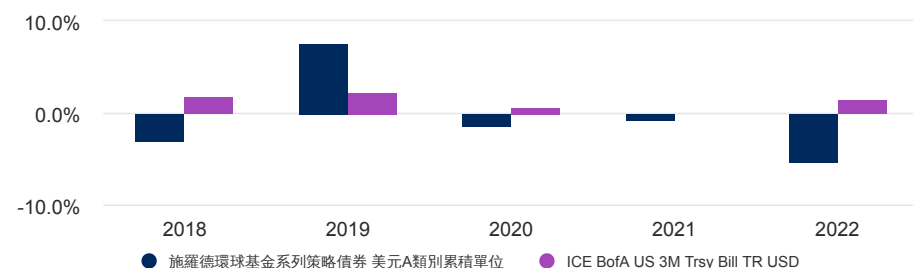
### 股份類別表現 (累計)

表現 (%)	1個月	3個月	6個月	年初至今	1年	3年	5年	10年
基金	0.7	0.2	-0.2	-5.3	-5.3	-7.2	-3.0	0.6
比較基準	0.4	0.8	1.3	1.5	1.5	2.2	6.5	7.9

年度表現 (%)	2018	2019	2020	2021	2022
基金	-2.9	7.7	-1.3	-0.7	-5.3
比較基準	1.9	2.3	0.7	0.0	1.5

### 5年表現(%)



資料來源：晨星。以資產淨值價計算，收益再投資，已扣除費用，依據施羅德環球基金系列策略債券美元A類別累積單位、美元。本基金表現與基準表現可能存在部分差異，這是由於基準表現不考慮非交易日。

現金及現金等值一項如為負數是因為預留繳付將交收待宣佈的證券之款項。這是一項短暫持倉且僅與該等交易的結算時間有關。本基金之資產值已涵蓋其所有類別。投資涉及風險。單位價格可跌可升。過往表現未必可作日後業績的準則。詳情（包括風險因素）請參閱有關銷售文件。本文件由施羅德投資管理（香港）有限公司刊發並未受香港證監會檢閱。基金表現由基金單位類別推出日期起計算（即：30.09.2004）。目標和比較基準的名稱可能以縮寫的格式展示，有關完整的基準名稱，請參閱基準和公司行為信息部分。

### 基金文件



於此下載銷售文件和投資者公告

### 評級和認證



請參考資料來源與評級說明，以獲取有關圖標的詳細信息。

### 基金資料

基金經理	P Grainger, J Ringer, R Boukhoufane & Team
基金推出日期	30.09.2004
基金基本貨幣	美元
資產值 (百萬元)	美元 526.04
持倉數量	331
比較基準	ICE BofA US 3M Trsy Bill TR USD
單位資產淨值	美元 140.5818
最高 / 最低 (過去十二個月)	美元 149.0835 / 美元 138.8364
年度回報率 (3年)	-2.46%

### 費用和開支

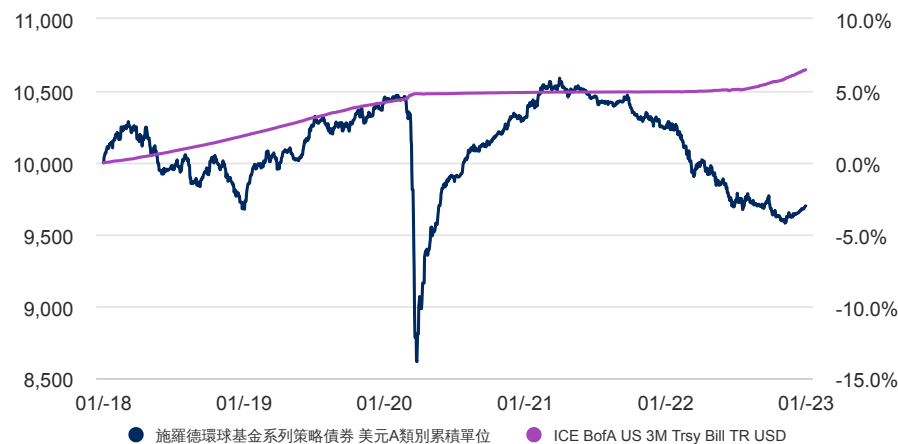
首次認購費上限	3.00%
管理年費	1.000%
贖回費	0.00%

### 代碼

ISIN	LU0201322137
彭博代碼	SCHSBAA LX
路透社代碼	LU0201322137.LUF

美元A類別累積單位 | 數據截至 31.12.2022

### 美元 10,000 回報



### 風險統計數據及財務比率

	基金	比較基準
年均相對波幅 (%) (3 年)	8.8	0.4
有效存續期 (年)	0.9	-

資料來源：晨星。上述比率以按資產淨值價計算之基金表現為基礎。

過往表現未必可作日後業績的準則，並不一定會再次重現。

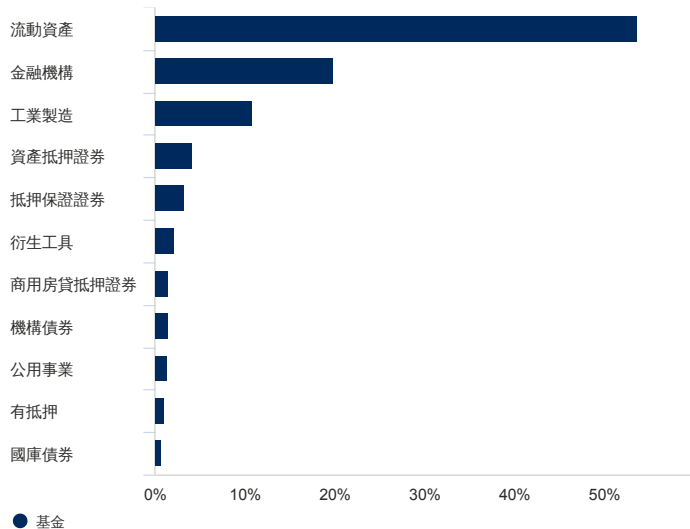
投資價值及所得收益可跌亦可升，投資者未必能取回投資本金。匯率變動可能造成海外投資價值的上升或下跌。表現數據中未扣除基金單位或股份（如適用）發行和贖回時收取的佣金和費用。

本圖表僅供參考之用，並未反映任何投資的實際回報率。

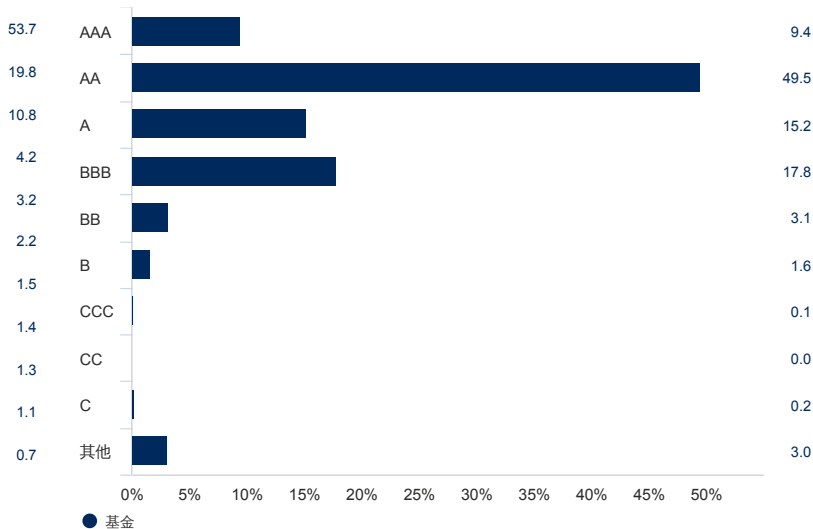
回報率以資產淨值價計算（這是指業績並不包含任何首次認購費）、收益再投資、扣除費用。

### 資產分佈

#### 行業資產分佈 (%)

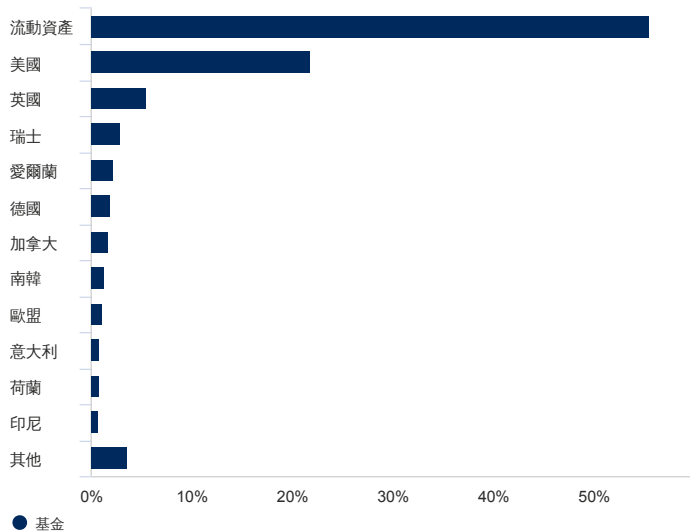


#### 信貸評級 (%)



美元A類別累積單位 | 數據截至 31.12.2022

### 地區資產分佈 (%)



### 10大主要投資 (%)

投資名稱	%
TREASURY BILL 0.0000 16/03/2023 SERIES GOVT	9.4
TREASURY BILL 0.0000 23/03/2023 SERIES GOVT	9.4
TREASURY BILL 0.0000 18/05/2023 SERIES GOVT	9.3
TREASURY BILL 0.0000 15/06/2023 SERIES GOVT	9.3
TREASURY BILL 0.0000 20/04/2023 SERIES GOVT	3.6
NEDER WATERSCHAPSBANK 0.0000 14/04/2023	3.5
TREASURY BILL 0.0000 23/02/2023 SERIES GOVT	3.2
GOLDMAN SACHS GROUP INCORPORATED FRN 1.45013 15/05/2026	3.2
CREDIT SUISSE GROUP AG FRN 12/06/2024 REGS	2.4
COOPERATIEVE RABOBANK UA CD 21/07/2022 20/07/2023 3.8000	1.9

資料來源: 施羅德投資。由於四捨五入的關係, 分配相加的百分比可能不等於100%。衍生工具在適用的情形下是依照標的資產之名目基礎表示。由於對各類型衍生工具的處理不同, 各圖表之間對流動資產的分配可能有所差異。

### 可認購股份類別

	美元A類別累積單位	美元A類別收息單位
派息政策	無派息	每月可變
ISIN	LU0201322137	LU0216291897
彭博代碼	SCHSBAA LX	SCHSBDA LX

### 基準和公司行動信息

本基金的表現應按其目標在所有市況下的每12個月期間提供正數回報作評估。選擇目標基準是由於本基金的目標回報是提供或超過投資目標所述之基準。本基金於23.06.2022, 加入了新的比較基準 ICE BofA US 3 Month Treasury Bill Index。

### 重要事項

晨星評級截至 31.12.2022: © Morningstar 2022.保留所有權利。此處包含的資訊為: (1) 為晨星和/或其內容提供者所專有; (2) 不得複製或流通; 以及 (3) 並不保證是準確、完全或及時的。晨星及其內容提供者對於使用這些資訊所造成的損害或損失, 概不承擔任何責任。過往表現未必可作日後業績的準則。