

Schroders

Schroder International Selection Fund EURO Liquidity

(This is not a money market fund in Hong Kong)*

A Accumulation EUR | Data as at 31.12.2022

Important Information

The fund invests in Money Market Instruments denominated in Euro.

- The fund invests in debt securities which may be subject to interest rate, credit and counterparty risks and credit rating risk, etc.
- The fund may invest substantially in European securities and may suffer from adverse economic or financial events in Europe.
- The fund is not a money market fund and is not the same as placing funds on deposit with bank or deposit-taking company. Principal is not guaranteed.
- The fund invests in concentrated region and subjects to higher level of risks than a fund investing in a more diversified portfolio/strategy.
- The fund may use derivatives to meet its investment objective. Derivatives exposure may involve higher counterparty, liquidity and valuation risks. In adverse situations, the fund may suffer significant losses from their derivative usage for hedging.
- For share classes with a general dividend policy, expenses will be paid out of capital rather than out of gross income. The amount of distributable income therefore increases and the amount so increased may be considered to be dividend paid out of capital. Share classes with a fixed dividend policy may pay out both income and capital in distributions. Where distributions are paid out of capital, this amounts to a return or withdrawal of part of your original investment or capital gains attributable to that and may result in an immediate decrease in the net asset value of shares.

You should not make any investment decision solely based on this document. Please read the relevant offering document carefully for further fund details including risk factors.

Investment Objectives

The Fund aims to provide income by investing in Money Market Instruments denominated in Euro. The Fund is designed to provide liquidity and aims to preserve the value of the investment in falling markets. The preservation of value or provision of liquidity cannot be guaranteed.

Schroders

Schroder International Selection Fund EURO Liquidity

(This is not a money market fund in Hong Kong)*

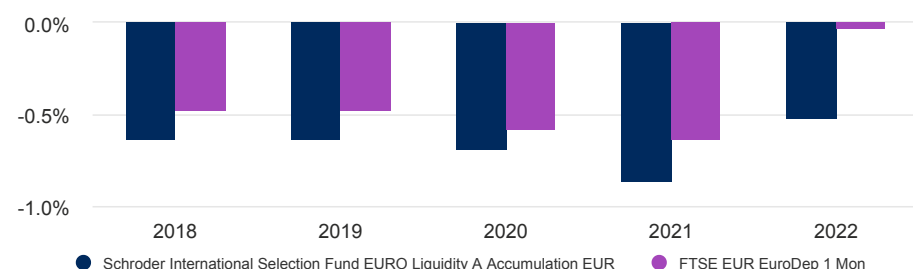
A Accumulation EUR | Data as at 31.12.2022

Share class performance (Cumulative)

Performance (%)	1 month	3 months	6 months	YTD	1 year	3 years	5 years	10 years
Fund	0.1	0.2	0.0	-0.5	-0.5	-2.0	-3.3	-5.5
Comparator	0.1	0.3	0.3	-0.0	-0.0	-1.2	-2.2	-3.1

Annual Performance (%)	2018	2019	2020	2021	2022
Fund	-0.6	-0.6	-0.7	-0.9	-0.5
Comparator	-0.5	-0.5	-0.6	-0.6	-0.0

Performance over 5 years (%)



Source: Morningstar, NAV to NAV, net income reinvested, net of fees, based on Schroder International Selection Fund EURO Liquidity A Accumulation EUR Units, EUR. Some performance differences between the fund and the benchmark may arise as the benchmark returns are not adjusted for non-dealing days of the fund. HKD/USD based investors are exposed to currency fluctuations where funds are denominated in currencies other than HKD/USD. Schroder International Selection Fund is referred to as Schroder ISF. Effective 01.10.2016, the management fee of the Fund has been changed from 0.5%p. a to 0.2%p.a. *In Hong Kong, the fund is not authorized as money market fund under the SFC's Code of Unit Trusts and Mutual Funds. The remaining maturity of the instruments purchased by the fund and the weighted average maturity/life of the fund's portfolio do not meet the limits applicable to money market fund in Hong Kong. The fund may be more negatively impacted by changes in interest rates and subject to higher credit and liquidity risks. The fund also qualifies as a Standard Variable Net Asset Value Money Market Fund under the EU Money Market Funds Regulation. It may invest more than 5% and up to 100% of its assets in money market instruments issued or guaranteed separately or jointly by the EU and the member states of the EU or their central banks. The fund does not rely on external support for guaranteeing its liquidity or stabilising the NAV per share. The risk of loss of the principal is borne by investors. The Fund size quoted includes all classes of the Fund. Investment involves risks. Price of units may go down as well as up. Past performance is not indicative of future performance. Please refer to the relevant offering documents for fund details including risk factors. This material is issued by Schroder Investment Management (Hong Kong) Limited and has not been reviewed by the SFC. Performance is calculated from the share class's since launch date (21.09.2001). The names of the target and comparator(s) benchmarks may be displayed in abbreviation format, please refer to the Benchmark and corporate action information section for the full benchmark names.

Fund literature



Download the offering documents and investor notice here

Fund facts

Fund manager	Jamie Fairest
Fund launch date	21.09.2001
Fund base currency	EUR
Fund size (Million)	EUR 284.13
Comparator	FTSE EUR EuroDep 1 Mon
Unit NAV	EUR 115.8353
Hi/Lo (past 12 mths)	EUR 116.4262 / EUR 115.5554
Annualized Return (3Y)	-0.69%

Fees & expenses

Initial charge up to	0.00%
Annual management fee	0.200%
Redemption fee	0.00%

Codes

ISIN	LU0136043394
Bloomberg	SISFELA LX
Reuters code	LU0136043394.LUF

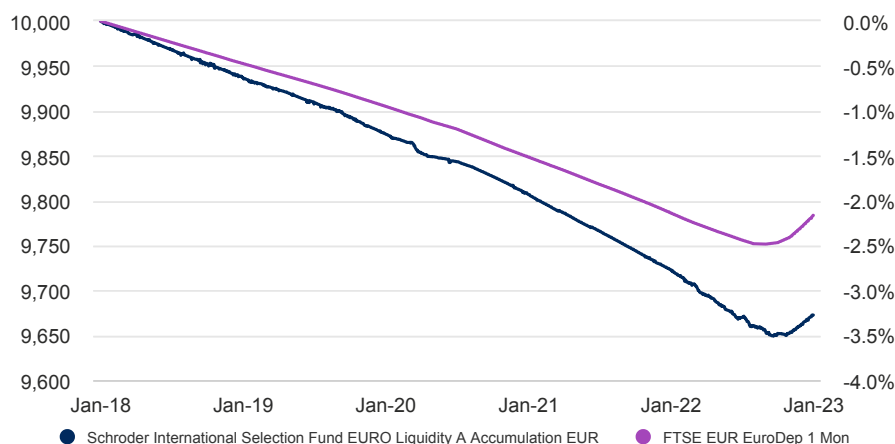
Schroders

Schroder International Selection Fund EURO Liquidity

(This is not a money market fund in Hong Kong)*

A Accumulation EUR | Data as at 31.12.2022

Return of EUR 10,000



Risk statistics & financial ratios

	Fund	Comparator
Annual volatility (%) (3y)	0.2	0.2

Source: Morningstar. The above ratios are based on NAV to NAV price based performance data.

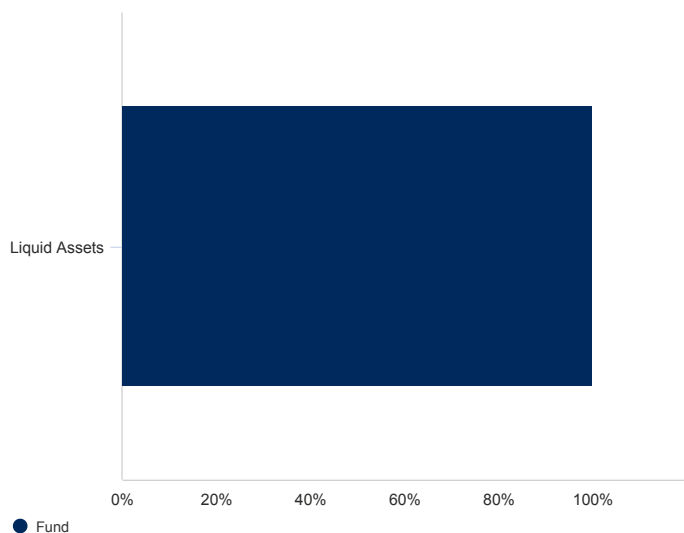
Past Performance is not a guide to future performance and may not be repeated. The value of investments and the income from them may go down as well as up and investors may not get back the amounts originally invested. Exchange rate changes may cause the value of any overseas investments to rise or fall. Performance data does not take into account any commissions and costs, if any, charged when units or shares of any fund, as applicable, are issued and redeemed.

The chart is for illustrative purposes only and does not reflect an actual return on any investment.

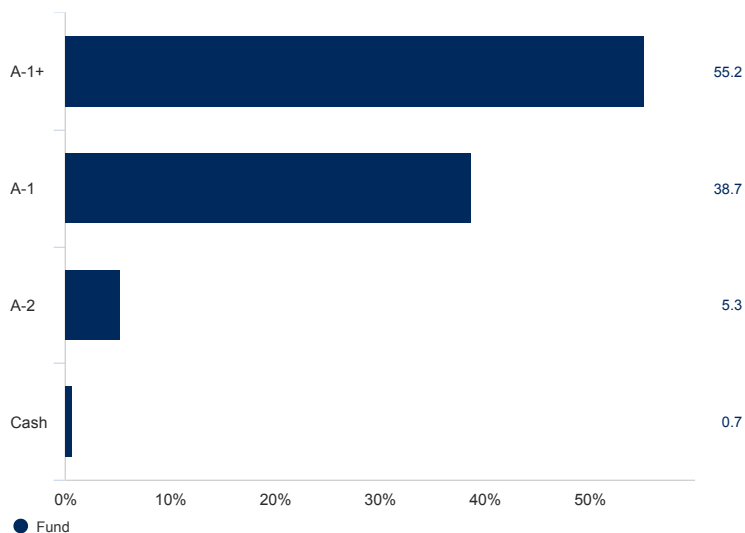
Returns are calculated NAV to NAV (which means performance does not include the effect of any initial charges), net income reinvested, net of fees.

Asset allocation

Sector (%)



Credit quality (%)



Schroders

Schroder International Selection Fund EURO Liquidity

(This is not a money market fund in Hong Kong)*

A Accumulation EUR | Data as at 31.12.2022

Top 10 holdings (%)

Holding name	%
LANDESBANK BADEN-WUERTTEMBERG EURO/EUR/30-12-2022/03-01-2023/1.9300	9.5
DZ BANK AG DEUTSCHE ZENTRAL GENOSS/EUR/30-12-2022/03-01-2023/1.8000	7.9
CREDIT SUISSE AG ECD 13/07/2022 04/01/2023 0.0000	5.3
NATIONAL BANK OF CANADA ECD 13/07/2022 04/01/2023 0.0000	5.3
SUMITOMO MITSUI BANKING CORP (BRUS ECD 12/10/2022 12/01/2023 0.0000	5.3
BPCE SA ECP 15/06/2022 14/02/2023	5.3
NATIONAL AUSTRALIA BANK LTD FRN 21/08/2023	5.3
NORDEA BANK AB ECD 24/06/2022 23/03/2023 0.0000	5.3
SKANDINAVISKA ENSKILDA BANKEN AB ECP 15/11/2022 14/04/2023	5.2
SOCIETE GENERALE SA ECD 21/10/2022 21/04/2023 0.0000	5.2

Source: Schroders.

Percentages of allocation may not sum up to 100% due to rounding issue. Derivatives are displayed on the notional basis of the underlying exposure where possible. Due to the different treatment of derivative types, the allocation to Liquid Assets may vary between each chart.

Share class available

	A Accumulation EUR	A1 Accumulation EUR
Distribution Policy	No Distribution	No Distribution
ISIN	LU0136043394	LU0135992385
Bloomberg	SISFELA LX	SISELA1 LX

Benchmark and corporate action information

The fund does not have a target benchmark. The fund's performance should be compared against the FTSE EUR 1m Eurodeposit LC (TR) index. The comparator benchmark is only included for performance comparison purposes and does not have any bearing on how the investment manager invests the fund's assets. The fund's investment universe is expected to overlap materially with the components of the comparator benchmark. The investment manager invests on a discretionary basis and there are no restrictions on the extent to which the fund's portfolio and performance may deviate from the comparator benchmark. The investment manager will invest in companies or sectors not included in the comparator benchmark. The comparator benchmark has been selected because the investment manager believes that the benchmark is a suitable comparison for performance purposes given the fund's investment objective and policy.

Important information

FTSE International Limited ("FTSE") © FTSE (2022). "FTSE®" is a trade mark of London Stock Exchange Plc and The Financial Times Limited and is used by FTSE International Limited under licence. All rights in the FTSE indices and / or FTSE ratings vest in FTSE and/or its licensors. Neither FTSE nor its licensors accept any liability for any errors or omissions in the FTSE indices and / or FTSE ratings or underlying data. No further distribution of FTSE Data is permitted without FTSE's express written consent.

重要事項

基金投資於以歐元定值的貨幣市場工具。

- 基金投資於債務證券或承受利率、信貸及對手方風險及信貸評級風險等等。
 - 基金可重大投資於歐洲證券而可能受歐洲負面的經濟或金融事件影響。
 - 基金並非貨幣市場基金，亦不同於將款項存放在銀行或存款公司。本金並無保證。
 - 基金投資於集中地區會承受較投資於採用較多元化的投資組合/策略的基金為高的風險。
 - 基金可投資於金融衍生工具以達致投資目標。運用衍生工具可涉及較高的對手方、流通性及估值的風險。在不利的情况下，基金可能會因為使用衍生工具作對沖之用而承受重大虧損。
 - 一般股息政策的股份類別，支出將從資本而非總收入中支付，可分派收入因此增加，而增加的部份可被視為從資本中支付的股息。定息政策的股份類別，其股息可能同時由收入及資本中支付。從資本中支付的派息相當於從閣下原本投資的金額中，或從該等金額賺取的資本收益中退回或提取部份款項，可能導致每股資產淨值即時下跌。
- 閣下不應僅倚賴本文件而作出任何投資決定。請詳閱有關銷售文件以得悉基金之詳情包括風險因素。

投資目標

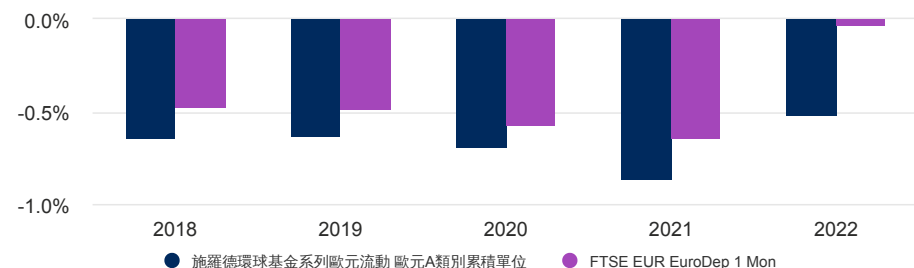
本基金旨在通過投資於以歐元定值的貨幣市場工具，以提供收益。本基金為著提供流動性，並旨在跌市時保持投資價值而設計。保值或提供流動性不會獲得保證。

股份類別表現 (累計)

表現 (%)	1個月	3個月	6個月	年初至今	1年	3年	5年	10年
基金	0.1	0.2	0.0	-0.5	-0.5	-2.0	-3.3	-5.5
比較基準	0.1	0.3	0.3	-0.0	-0.0	-1.2	-2.2	-3.1

年度表現 (%)	2018	2019	2020	2021	2022
基金	-0.6	-0.6	-0.7	-0.9	-0.5
比較基準	-0.5	-0.5	-0.6	-0.6	-0.0

5年表現(%)



資料來源：晨星。以資產淨值價計算，收益再投資，已扣除費用，依據施羅德環球基金系列歐元流動歐元A類別累積單位、歐元。本基金表現與基準表現可能存在部分差異，這是由於基準表現不考慮非交易日。港元/美金投資者在面對以港元/美金以外的貨幣計算的基金時，面臨著匯率波動。由01.10.2016起，本基金之管理年費由0.5%轉為0.2%。*根據證監會的單位信託及互惠基金守則，此基金在香港並非認可為貨幣市場基金。此基金所買入的工具剩餘年期及基金投資組合的加權平均屆滿期/餘年未能達到適用於香港貨幣市場基金的要求。此基金可能會因利率改變而受到更多負面影響及可能承受較高信貸及流動性風險。根據歐盟貨幣市場基金規例，此基金合資格為標準可變資產淨值貨幣市場基金。此基金可將最少5%及最多100%的資產投資於由歐盟及歐盟成員國或其央行各自或共同發行或保證的貨幣市場工具。此基金不會依靠外部支持以保證其流動性或穩定其每股資產淨值。損失本金的風險由投資者承擔。本基金之資產值已涵蓋其所有類別。投資涉及風險。單位價格可跌可升。過往表現未必可作日後業績的準則。詳情（包括風險因素）請參閱有關銷售文件。本文件由施羅德投資管理（香港）有限公司刊發並未受香港證監會檢閱。基金表現由基金單位類別推出日期起計算（即：21.09.2001）。目標和比較基準的名稱可能以縮寫的格式展示，有關完整的基準名稱，請參閱基準和公司行為信息部分。

基金文件



於此下載銷售文件和投資者公告

基金資料

基金經理	Jamie Fairest
基金推出日期	21.09.2001
基金基本貨幣	歐元
資產值 (百萬元)	歐元 284.13
比較基準	FTSE EUR EuroDep 1 Mon
單位資產淨值	歐元 115.8353
最高 / 最低 (過去十二個月)	歐元 116.4262 / 歐元 115.5554
年度回報率 (3年)	-0.69%

費用和開支

首次認購費上限	0.00%
管理年費	0.200%
贖回費	0.00%

代碼

ISIN	LU0136043394
彭博代碼	SISFELA LX
路透社代碼	LU0136043394.LUF

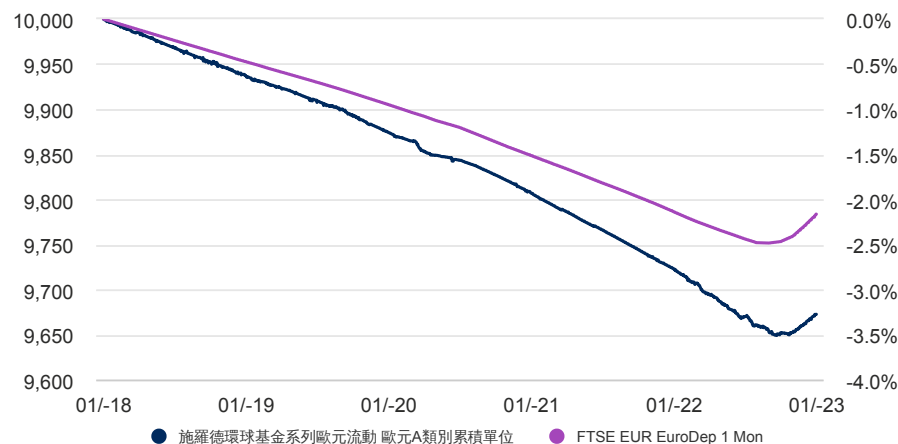
Schroders

施羅德環球基金系列歐元流動

(此基金在香港並不是貨幣市場基金)*

歐元A類別累積單位 | 數據截至 31.12.2022

歐元 10,000 回報



風險統計數據及財務比率

	基金	比較基準
年均相對波幅 (%) (3 年)	0.2	0.2

資料來源：晨星。上述比率以按資產淨值價計算之基金表現為基礎。

過往表現未必可作日後業績的準則，並不一定會再次重現。

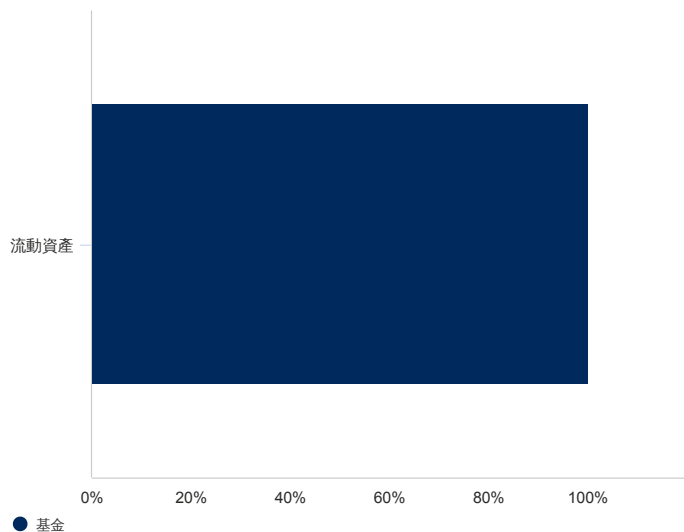
投資價值及所得收益可跌亦可升，投資者未必能取回投資本金。匯率變動可能造成海外投資價值的上升或下跌。表現數據中未扣除基金單位或股份（如適用）發行和贖回時收取的佣金和費用。

本圖表僅供參考之用，並未反映任何投資的實際回報率。

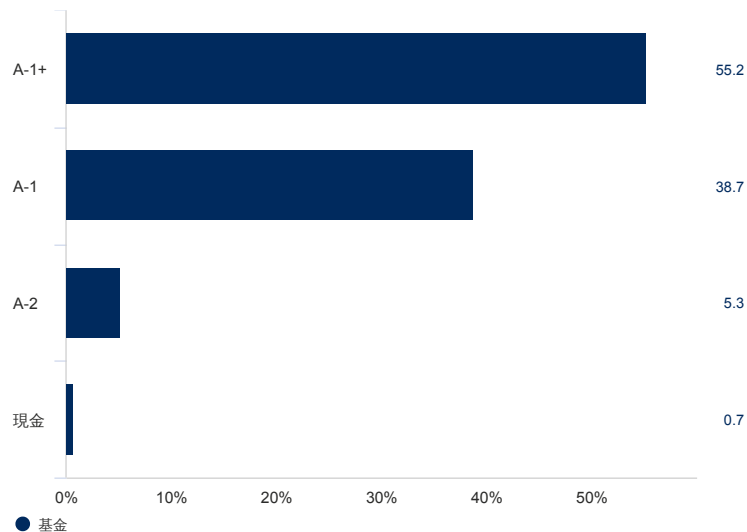
回報率以資產淨值價計算（這是指業績並不包含任何首次認購費）、收益再投資、扣除費用。

資產分佈

行業資產分佈 (%)



信貸評級 (%)



歐元A類別累積單位 | 數據截至 31.12.2022

10大主要投資 (%)

投資名稱	%
LANDESBANK BADEN-WUERTTEMBERG EURO/EUR/30-12-2022/03-01-2023/1.9300	9.5
DZ BANK AG DEUTSCHE ZENTRAL GENOSS/EUR/30-12-2022/03-01-2023/1.8000	7.9
CREDIT SUISSE AG ECD 13/07/2022 04/01/2023 0.0000	5.3
NATIONAL BANK OF CANADA ECD 13/07/2022 04/01/2023 0.0000	5.3
SUMITOMO MITSUI BANKING CORP (BRUS ECD 12/10/2022 12/01/2023 0.0000	5.3
BPCE SA ECP 15/06/2022 14/02/2023	5.3
NATIONAL AUSTRALIA BANK LTD FRN 21/08/2023	5.3
NORDEA BANK AB ECD 24/06/2022 23/03/2023 0.0000	5.3
SKANDINAVISKA ENSKILDA BANKEN AB ECP 15/11/2022 14/04/2023	5.2
SOCIETE GENERALE SA ECD 21/10/2022 21/04/2023 0.0000	5.2

資料來源：施羅德投資。由於四捨五入的關係，分配相加的百分比可能不等於100%。衍生工具在適用的情形下是依照標的資產之名目基礎表示。由於對各類型衍生工具的處理不同，各圖表之間對流動資產的分配可能有所差異。

可認購股份類別

	歐元A類別累積單位	歐元A1類別累積單位
派息政策	無派息	無派息
ISIN	LU0136043394	LU0135992385
彭博代碼	SISFELA LX	SISELA1 LX

基準和公司行動信息

本基金沒有目標基準。本基金的表現應與FTSE EUR 1mEurodeposit LC (TR) index 作比較。比較基準只作比較表現用途，並不影響投資經理如何投資基金資產。本基金的投資領域預期與比較基準的成份有顯著範圍的重疊。投資經理可全權作出投資，本基金的組合及表現偏離比較基準的程度沒有限制。投資經理將投資於不包括在比較基準的公司或界別。選擇比較基準是由於投資經理相信基於本基金的投資目標和策略，該基準適合用於比較基金表現。

重要事項

富時國際有限公司 ("FTSE") © FTSE。"FTSE®"是倫敦證券交易所和金融時報有限公司的商標，且是富時國際有限公司經授權使用的。所有FTSE指數和/或FTSE評級，歸屬於FTSE和/或其許可人。FTSE及其許可人概不承擔在FTSE指數和/或FTSE評級或基礎資料中的任何錯誤或遺漏。在未取得FTSE明確的書面同意下，不得進一步流通富時的資料。