

# Fidelity Funds – Sustainable Global Dividend Plus Fund

## 富達基金 – 可持續發展環球股息優勢基金

31 March 2023 年3月31日



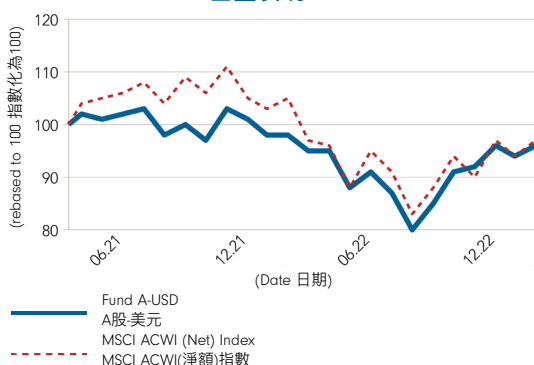
- This fund invests primarily in equity securities of companies globally that offer attractive dividend yields.
- The fund is subject to equities risk, risk to capital and income, foreign currency risk, Chinese Renminbi currency and conversion risk and risk relating to RMB hedged share class. The fund is subject to sovereign debt risk of certain countries within the Eurozone, higher volatility, liquidity, currency and default risks. Although the fund will generally invest in income-producing securities, it is not guaranteed that all underlying investments will generate income. Higher yields generally mean that there will be reduced potential for capital appreciation for equity securities. The fund's strategy of generating extra income from selling covered call options on the underlying equity portfolio may reduce the potential capital growth and future income of the fund.
- The use of ESG criteria may affect the fund's investment performance and may result in a return unfavorably to similar products without such focus. The ESG characteristics of securities may change over time, which may require the Investment Manager disposing of such securities when it might be disadvantageous to do so, which may lead to a fall in the fund's value. Evaluation of sustainable characteristics of the securities may involve the Investment Manager's subjective judgment, which is subject to a risk that the fund could have indirect exposure to issuers who do not meet the relevant characteristics, and such characteristics of a security can change over time.
- The fund's net derivative exposure may be up to 50% of its NAV, the use of derivatives may involve liquidity risk, counterparty credit risk, volatility risk, valuations risks and over-the-counter transaction risk, at times. Exposure to financial derivative instruments and its leverage element may lead to a high risk of significant loss by the fund.
- For dividend of certain share classes, payment of dividends out of capital and/or effectively out of capital amounts to a return or withdrawal of part of an investor's original investment or from any capital gains attributable to that original investment. Any such distributions may result in an immediate reduction of the NAV per share/ unit. For the hedged share class, the distribution amount and NAV of such share class may be adversely affected by differences in the interest rates of the reference currency of the hedged share class and the fund's base currency, resulting in more distribution that is paid out of capital and hence a greater erosion of capital than other non-hedged share classes.
- Investors may suffer substantial loss of their investments in the fund. Investor should not invest in the fund solely based on the information provided in this document and should read the offering documents, including Product Key Facts (including the risk factors) for details.

- 本基金主要投資於全球提供吸引股息的公司的股票證券。
- 基金可能涉及股票風險、資本及收益的風險、外幣風險、人民幣貨幣及匯兌風險及人民幣對沖股份類別有關風險。基金須承受若干歐元區國家的主權債務風險，較高的波動、流動性、貨幣及違約風險。雖然基金一般將投資於收益性證券，但不保證所有相關投資均能締造收益。收益較高一般意味著股票證券的資本增值潛力將減少。透過賣出基金所持相關股票投資組合的備兌認購期權從而產生額外收益的策略可能會減慢基金的資本增長潛力及未來收益。
- 使用ESG準則可能會影響基金的投資表現，並可能導致回報遜於不設該焦點的類似產品。證券的ESG特徵可能會隨著時間而改變，投資經理可能須被迫在不利時機出售該等證券，導致基金的價值下跌。評估證券的可持續發展特徵及證券選擇可能涉及投資經理的主觀判斷。基金可能間接投資於不符合相關可持續發展特徵的發行機構的風險，而且證券的可持續發展特徵可隨時間而改變。
- 基金的衍生工具風險承擔淨額最高為其資產淨值的50%。偶爾使用衍生工具可能會引發流動性風險、交易對手信貸風險、波幅風險、估值風險及場外交易市場交易風險。投資於金融衍生工具及其槓桿元素可能導致基金須承受錄得重大損失的高風險。
- 若干股份類別的股息可從資本中及 / 或實際上從資本中撥付股息即代表投資者獲付還或提取原有投資本金的部份金額，或從原有投資應佔的任何資本收益中獲付還或提取金額。任何該等分派可能導致每股 / 每單位資產淨值即時減少。就對沖股份類別，其報價貨幣與基金的基本貨幣之間的利率差異，可能會為對沖股份類別的分派金額及資產淨值帶來負面影響，導致較多從資本中撥付的分派金額，進而令資本流失的程度高於其他非對沖股份類別。
- 您在本基金的投資有可能大幅虧損。投資者應該參閱基金之銷售文件，包括產品資料概要(包括風險因素)，而不應只根據這文件內的資料而作出投資。

### Fund Details 基金資料

Fund Manager 基金經理	Fred Sykes David Jehan Jochen Breuer Vincent Li
Reference Currency 報價貨幣	USD 美元
Fund Size 基金資產值	US\$308m (百萬美元)
Max. Sales Charge 最高認購費	5.25%
Annual Management Fee 每年管理費	1.50%
Min. Subscription 最低認購金額	USD2,500 or HKD eqv 2,500美元或港元等值
Total No. of Positions 總持股數	52
Fidelity Fund Code 富達基金代號	1821

### Fund Performance 基金表現



### Index 指數

Market Index: MSCI ACWI (Net) Index

MSCI ACWI(淨額)指數

Prior to 19 Apr 2021, MSCI ACWI Infrastructure (Net) Index. Prior to 1 Oct 18, MSCI AC World Telecommunications (Net) Index.

2021年4月19日以前之指數為摩根士丹利綜合世界基建(淨額)指數。

2018年10月1日以前之指數為摩根士丹利綜合世界電訊(淨額)指數。

Index is for comparative purpose only.

指數只用作為比較用途。

### Investment Objective 投資目標

The fund aims to achieve income with potential for capital growth over time. The fund invests at least 70% of its assets, in equities of companies from anywhere in the world including emerging markets. The fund invests at least 70% of its assets in securities of issuers with favourable environmental, social and governance (ESG) characteristics and up to 30% in securities of companies with improving ESG characteristics. The fund may invest less than 30% of its assets (directly and/or indirectly) in China A and B shares (in aggregate). The Investment Manager aims to provide income in excess of the benchmark.

基金旨在實現收益，同時有潛力隨時間推移實現資本增長。基金將最少70%的資產投資於世界各地（包括新興市場）公司的股票。基金將最少70%的資產投資於具有有利環境、社會和管治（ESG）特徵之發行機構的證券，以及最多30%投資於具有改善ESG特徵之公司的證券。基金可將少於30%的資產（直接及 / 或間接）投資於中國A股和B股（總計）。投資經理旨在提供超過基準的收益。

### Cumulative Performance 累積表現 (%)

	YTD 年初至今	3 mth 3 個月	6 mth 6 個月	1 yr 1 年	3 yr 3 年	5 yr 5 年	Since Launch 自推出以來
A-USD A股-美元	5.1	5.1	20.3	-2.0	-	-	-3.7
A-ACC-USD A股-累積-美元	5.0	5.0	20.3	-2.0	-	-	-5.8
A-EUR A股-歐元	3.4	3.4	8.2	0.0	27.3	17.7	31.5
A-ACC-EUR A股-累積-歐元	3.4	3.4	8.2	0.0	27.3	17.7	89.9
Index 指數	7.5	7.5	17.5	-7.8	-	-	-2.9

Source: Fidelity, NAV-NAV basis, in respective currencies with dividends re-invested. Index performance (if any) is calculated in the currency of the first share class listed in the table.

資料來源：富達，以資產淨值及各自貨幣計算，並假設股息盈利再作投資。指數表現（如有）以表內列示第一項股份類別之貨幣計算。

### Calendar Year Performance 曆年表現 (%)

	2018	2019	2020	2021	2022
A-USD A股-美元	-	-	-	-	-11.3
A-ACC-USD A股-累積-美元	-	-	-	-	-11.4
A-EUR A股-歐元	-3.5	18.8	-18.8	18.3	-5.7
A-ACC-EUR A股-累積-歐元	-3.6	18.8	-18.8	18.3	-5.7
Index 指數	-	-	-	-	-18.5

Source: Fidelity, NAV-NAV basis, in respective currencies with dividends re-invested. Index performance (if any) is calculated in the currency of the first share class listed in the table.

資料來源：富達，以資產淨值及各自貨幣計算，並假設股息盈利再作投資。指數表現（如有）以表內列示第一項股份類別之貨幣計算。

Fund performance (A-USD) from launch date 12.05.21 to the launch year end was 3.4%. Fund performance (A-ACC-USD) from launch date 09.06.21 to the launch year end was 1.2%.

由2021年5月12日推出日至該年年底的基金成績(A股-美元)為3.4%。由2021年6月9日推出日至該年年底的基金成績(A股-累積-美元)為1.2%。

Fidelity Funds – Sustainable Global Dividend Plus Fund
富達基金 – 可持續發展環球股息優勢基金

31 March 2023 年3月31日

Measures † 衡量指標

Table with 3 columns: Measure, Fund, Index. Rows include Annualised Volatility (3 years), Beta (3 years), Sharpe Ratio (3 years), Price / earnings ratio (x), Price / book ratio (x), and Active Money.

Share Class Details & Codes 股份類別資料及代碼

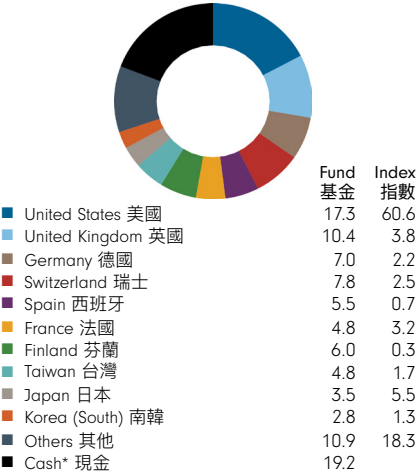
Table with 6 columns: Share Class, Launch Date, NAV, Bloomberg Ticker, ISIN. Rows list various share classes like A-USD, A-ACC, A-EUR, A-MINCOME, etc.

A: distributing share class. A-ACC: accumulating share class. A-MINCOME(G): monthly gross income share class. A-MINCOME(G)(H): monthly gross income hedged share class. A-MCDIST(G): monthly gross income and capital distributing share class. A-HMDIST(G)(H): monthly distributing gross income hedged share class. Distribution amount not guaranteed.

Top 10 Positions 十大持股 (%)

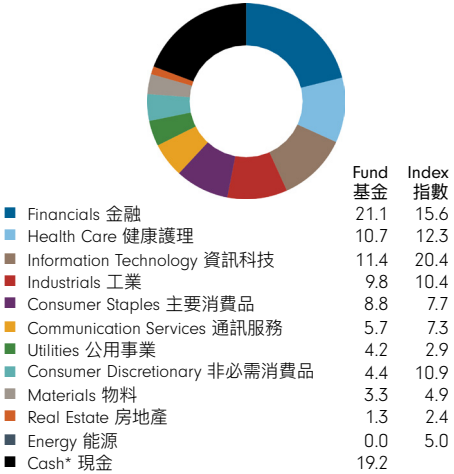
Table with 4 columns: Company, Sector, Fund, Index. Rows list top holdings like TAIWAN SEMICONDUCTOR MFG CO LTD, ROCHE HOLDING AG, ALLIANZ SE, etc.

Geographic Exposure 地區分佈 (%)



Certain unclassified items (such as non-equity investments and index futures/options) are excluded. \*Cash refers to any un-invested cash and cash exposure from call overwriting#.

Sector Exposure 行業分佈 (%)



# Fidelity Funds – Sustainable Global Dividend Plus Fund

## 富達基金 – 可持續發展環球股息優勢基金

31 March 2023 年3月31日

Annual report  
年度報告



Semi-annual report  
半年度報告



Prospectus  
認購章程



Product Key Facts  
產品資料概要



Fund announcements  
基金通告



For A-HMDIST(G)(hedged) share class, dividend distributions may include a premium when the interest rate of the hedged currency is higher than the fund's reference currency interest rate and may be discounted when the interest rate of the hedged currency is lower than the fund's reference currency interest rate. The Board expects to recommend distribution of substantially the whole gross investment income, and may determine the extent dividends may be paid out of realised and unrealised capital gains as well as capital. Effective from 18 Jul 2022, "Fidelity Funds – Global Dividend Plus Fund" is renamed to "Fidelity Funds – Sustainable Global Dividend Plus Fund". Performance prior to 18.07.22 was achieved under circumstances that may no longer apply as the investment objective was changed. 就A股-H每月派息(G)(對沖)股份類別而言，股息分派可能計入因對沖貨幣的利率高於基金報價貨幣利率而產生的溢價，以及因對沖貨幣利率低於基金報價貨幣的利率而出現的折讓。董事會預期將就幾乎所有的總投資收益建議派發股息，並可能釐定從已變現及未變現資本收益以至資本中撥付的股息水平。自2022年7月18日起，富達基金 – 環球股息優勢基金的名稱改為富達基金 – 可持續發展環球股息優勢基金。2022年7月18日之前的業績表現是於不再適用的情況下達到，因投資目標已作出修訂。

A position combines all equity investments (including derivatives) linked to an issuing company. Derivatives are included on an exposure basis so they reflect the equivalent underlying shares needed to generate the same return. Geographic and sector breakdown tables are calculated using the positions methodology. Active Money: This is the sum of the fund's overweight positions (including effective cash) when compared to the market index. 倉位指包括與發行公司相關的一切股權投資（包括衍生工具）。衍生工具已按風險基準包括在內，故其反映可產生相同回報所需的等額相關股份。地區分佈及行業分佈為根據此倉位方法計算。主動投資比率：用以量度基金組合相對指數持重之持倉（包括現金）總和。

(i) Volatility measures are not calculated for funds which are less than 3 years old. 成立不足三年的基金之波幅不會被計算。

Asian Private Banker Asset Management Awards for Excellence are issued by Asian Investor in the year specified, reflecting performance as at the previous calendar year end. 亞洲私人銀行家資產管理卓越大獎之頒發機構為 Asian Private Banker，於所示年度頒發之獎項乃反映截至上年度表現。

This material is issued by FIL Investment Management (Hong Kong) Limited and it has not been reviewed by the Securities and Futures Commission ("SFC"). Investors are reminded of concentration risks and volatility associated with sector funds. Investment involves risks. Past performance is not indicative of future performance. Please refer to the Fidelity Prospectus for Hong Kong Investors and Product Key Facts for further details (including the risk factors). If investment returns are not denominated in HKD or USD, US/HK dollar-based investors will be exposed to exchange rate fluctuations.

Fidelity, Fidelity International, the Fidelity International logo and F symbol are trademarks of FIL Limited. 本文件由富達基金(香港)有限公司發行。本文件未經證券及期貨事務監察委員會審核。投資者應注意行業投資所帶來的風險。投資涉及風險。基金過去的表現並不表示將來亦會有類似的業績，詳情請細閱富達香港投資者認購章程及產品資料概要(包括風險因素)。若投資收益並非以港元或美元計算，以美元/港元作出投資的投資者需承受匯率波動的風險。「富達」、Fidelity、Fidelity International、Fidelity International 標誌及F標誌均為FIL Limited的商標。