

Fidelity Funds – Australian Diversified Equity Fund

富達基金 – 澳洲多元化股票基金

31 March 2023 年3月31日

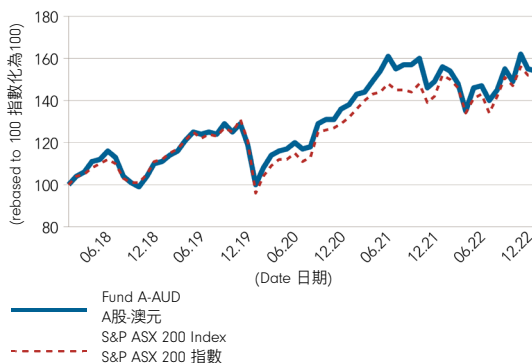
- This fund invests primarily in Australian equity securities and equity related instruments of larger, medium and smaller sized companies.
- The fund is subject to equities risk, risk to capital and income, foreign currency risk, concentration risk and risks associated with debt securities, including Credit / Counterparty, Interest Rate, Downgrading, Valuation and Credit Rating Risk. The fund may invest in medium and small companies. Equities of small and mid capitalisation companies can be more volatile to adverse economic developments and less liquid than those of larger companies.
- Although the fund will generally invest in income-producing securities, it is not guaranteed that all underlying investments will generate income. Higher yields generally mean that there will be reduced potential for capital appreciation for equity securities.
- The fund may invest in instruments with loss-absorption features which are subject to greater capital risks, liquidity, valuation and sector concentration risk. The fund may invest in CoCos, which are highly complex and are of high risk. CoCos are a form of hybrid debt security with loss-absorption features that are intended to either convert into equity shares of the issuer or have their principal written down upon the occurrence of certain 'triggers'. The fund may also invest in senior non-preferred debts, which may be subject to write-down upon the occurrence of a trigger event and may result in total loss of principal invested.
- The fund's net derivative exposure may be up to 50% of its NAV, the use of derivatives may involve liquidity risk, counterparty credit risk, volatility risk, valuations risks and over-the-counter transaction risk, at times. Exposure to financial derivative instruments and its leverage element may lead to a high risk of significant loss by the fund.
- Investors may suffer substantial loss of their investments in the fund. Investor should not invest in the fund solely based on the information provided in this document and should read the offering documents, including Product Key Facts (including the risk factors) for details.

- 本基金主要投資於澳洲大、中及小型公司的股票證券及股票相關投資工具。
- 基金可能涉及股票風險、資本及收益的風險、外幣風險、集中度風險及與債務證券有關的風險，包括信貸 / 交易對手、利率、評級下調、估值及信貸評級風險。基金可投資於中小型公司。中小型市值公司的股票可能比較大型公司的股票更容易受到負面經濟發展影響而波動，流動性也更差。
- 雖然基金一般將投資於收益性證券，但不保證所有相關投資均能締造收益。收益較高一般意味著股票證券的資本增值潛力將減少。
- 基金可投資於具有損失吸收特點的投資工具而須承受較大的資本風險、流動性、估值和集中行業投資風險。基金可投資於CoCos，有關證券高度複雜，而且風險高。CoCos是一種具有損失吸收特點的混合債務證券，旨在於一旦發生若干「觸發事件」，把證券轉換為發行機構股份，或撇減其本金。基金亦可投資於主順位非優先受償債務，可能面對撇減，這可能會導致完全失去所投資的本金。
- 基金的衍生工具風險承擔淨額最高為其資產淨值的50%。偶爾使用衍生工具可能會引發流動性風險、交易對手信貸風險、波幅風險、估值風險及場外交易市場交易風險。投資於金融衍生工具及其槓桿元素可能導致基金須承受錄得重大損失的高風險。
- 您在本基金的投資有可能大幅虧損。投資者應該參閱基金之銷售文件，包括產品資料概要(包括風險因素)，而不應只根據這文件內的資料而作出投資。

Fund Details 基金資料

Fund Manager 基金經理	Paul Taylor
Reference Currency 報價貨幣	AUD 澳元
Fund Size 基金資產值	AU\$678m (百萬澳元)
Max. Sales Charge 最高認購費	5.25%
Annual Management Fee 每年管理費	1.50%
Min. Subscription 最低認購金額	USD2,500 or HKD eqv 2,500美元或港元等值
Total No. of Positions 總持股數	44
Fidelity Fund Code 富達基金代號	1018

Fund Performance 基金表現



Index 指數

Market Index: S&P ASX 200 Index

S&P ASX 200 指數

Prior to 29 Jun 02, the index was S&P ASX 300 Index. Prior to 3 Apr 00, the Australian All Ordinaries Index.

2002年6月29日以前之指數為標準普爾 / 澳洲證券交易所 300 指數。2000年4月3日以前之指數為澳洲所有普通股指數。

Index is for comparative purpose only.

指數只用作為比較用途。

Investment Objective 投資目標

The fund aims to achieve capital growth over the long term and provide income. The fund invests at least 70% of its assets, in equities of companies of any capitalisation that are listed, headquartered, or do most of their business in in Australia. The fund may also invest in Australian corporate hybrid and debt securities if the Investment Manager believes they offer better investment opportunities than the related equity. The fund may also invest in money market instruments on an ancillary basis. The fund may invest in the following assets according to the percentages indicated: below investment grade bonds: up to 20%; corporate bonds of any credit quality listed in the Australian stock exchange: up to 30%; collateralised and securitised debt instruments: up to 20%; hybrids and contingent convertible bonds (CoCos): less than 30%, with less than 20% in CoCos; The fund's largest ten holdings may account for 50% or more of its assets, resulting in portfolio concentration. The fund will have a mixture of investments in larger, medium and smaller sized companies.

基金旨在實現長線資本增長並提供收益。基金將最少70%的資產投資於在澳洲上市、設立總部或進行大部份業務的任何市值之公司的股票。基金亦可投資於澳洲企業混合證券和債務證券，前提是投資經理認為這些投資比相關股票可提供更佳的投資機會。基金亦可在輔助基礎上投資於貨幣市場工具。基金可按所示百分比投資於以下資產：未達投資級別債券：最多20%；在澳洲證券交易所上市的任何信貸質素企業債券：最多30%；有抵押及證券化債務工具：最多20%；混合證券及或然可換股（CoCo）債券：少於30%，其中CoCo的比重少於20%。基金的前十大持倉可能佔其資產的50%或以上，令投資組合的持倉集中。基金的投資組合將涵蓋大、中及小型公司。

Cumulative Performance 累積表現 (%)

	YTD 年初至今	3 mth 3 個月	6 mth 6 個月	1 yr 1 年	3 yr 3 年	5 yr 5 年	Since Launch 自推出以來
A-AUD A股-澳元	3.4	3.4	10.5	-0.9	54.9	54.2	1184.7
A-ACC-AUD A股-累積-澳元	3.3	3.3	10.5	-0.9	54.9	54.2	172.9
Index 指數	3.5	3.5	13.2	0.1	58.2	51.7	1530.4

Source: Fidelity, NAV-NAV basis, in respective currencies with dividends re-invested. Index performance (if any) is calculated in the currency of the first share class listed in the table.

資料來源：富達，以資產淨值及各自貨幣計算，並假設股息盈利再作投資。指數表現（如有）以表內列示第一項股份類別之貨幣計算。

Calendar Year Performance 曆年表現 (%)

	2018	2019	2020	2021	2022
A-AUD A股-澳元	-4.2	25.6	4.8	22.6	-7.0
A-ACC-AUD A股-累積-澳元	-4.2	25.6	4.8	22.6	-6.9
Index 指數	-2.8	23.4	1.4	17.2	-1.1

Source: Fidelity, NAV-NAV basis, in respective currencies with dividends re-invested. Index performance (if any) is calculated in the currency of the first share class listed in the table.

資料來源：富達，以資產淨值及各自貨幣計算，並假設股息盈利再作投資。指數表現（如有）以表內列示第一項股份類別之貨幣計算。

Fidelity Funds – Australian Diversified Equity Fund

富達基金 – 澳洲多元化股票基金

31 March 2023 年3月31日

Measures † 衡量指標

	Fund 基金	Index 指數
Annualised Volatility (3 years) 年度化波幅(3年)%	15.58	14.35
Beta (3 years) 貝他係數(3年)	1.03	-
Sharpe Ratio (3 years) 夏普比率(3年)	0.95	1.09
Price / earnings ratio (x) 市盈率 (倍)	17.6	14.5
Price / book ratio (x) 市賬率 (倍)	2.6	2.1
Active Money 主動投資比率(%)	54.6	-

Top 10 Positions 十大持股 (%)

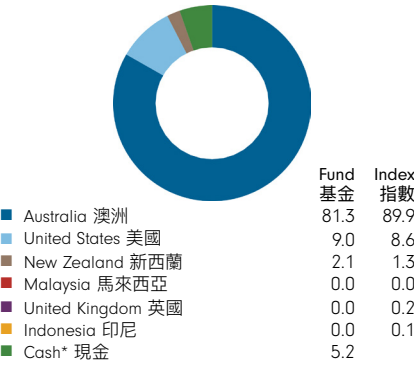
Company 公司	Sector 行業	Fund 基金	Index 指數
BHP GROUP LTD	Materials 物料	8.9	11.2
CSL LTD	Health Care 健康護理	8.2	6.5
COMMONWEALTH BANK AUSTRALIA	Financials 金融	7.2	7.8
MACQUARIE GROUP LTD	Financials 金融	5.1	3.0
RIO TINTO LTD	Materials 物料	3.8	2.1
MINERAL RES LTD	Materials 物料	3.8	0.6
NATIONAL AUSTRALIA BANK LTD	Financials 金融	3.3	4.1
SANTOS LTD	Energy 能源	3.1	1.1
TELSTRA GROUP LTD	Communication Services 通訊服務	3.1	2.3
IGO LTD	Materials 物料	3.0	0.4

Share Class Details & Codes 股份類別資料及代碼

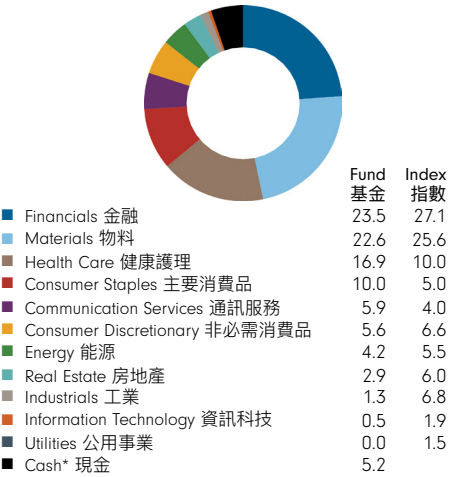
Share Class 股份類別	Launch Date 推出日期	NAV 單位資產淨值	Bloomberg Ticker 彭博代碼	ISIN 基金代碼
A-AUD A股-澳元	06.12.91	82.25	FIDLAUI LX	LU0048574536
A-ACC-AUD A股-累積-澳元	25.09.06	27.29	FFAFAAU LX	LU0261950041

A: distributing share class. A-ACC: accumulating share class.
A股: 派息股份類別。A股-累積: 累積股份類別。

Geographic Exposure 地區分佈 (%)



Sector Exposure 行業分佈 (%)



Certain unclassified items (such as non-equity investments and index futures/options) are excluded. *Cash refers to any residual cash exposure that is not invested in shares or via derivatives.
部分未能分類的項目 (如非股票投資及指數期貨/期權) 未有包括在內。*現金指任何未被投資於股票或未透過衍生工具投資的剩餘現金部分。

Fidelity Funds – Australian Diversified Equity Fund

富達基金 – 澳洲多元化股票基金

31 March 2023 年3月31日

Annual report
年度報告



Semi-annual report
半年度報告



Prospectus
認購章程



Product Key Facts
產品資料概要



Fund announcements
基金通告



Effective from 26.10.21, "Fidelity Funds - Australia Fund" is renamed to "Fidelity Funds - Australian Diversified Equity Fund". Performance prior to 26.10.21 was achieved under circumstances that may no longer apply as the investment objective was changed. 自2021年10月26日起，富達基金 - 澳洲基金的名稱改為富達基金 - 澳洲多元化股票基金。2021年10月26日之前的業績表現是於不再適用的情況下達到，因投資目標已作出修訂。

A position combines all equity investments (including derivatives) linked to an issuing company. Derivatives are included on an exposure basis so they reflect the equivalent underlying shares needed to generate the same return. Geographic and sector breakdown tables are calculated using the positions methodology. Active Money: This is the sum of the fund's overweight positions (including effective cash) when compared to the market index. 倉位指包括與發行公司相關的一切股權投資（包括衍生工具）。衍生工具已按風險基準包括在內，故其反映可產生相同回報所需的等額相關股份。地區分佈及行業分佈為根據此倉位方法計算。主動投資比率：用以量度基金組合相對指數持重之持倉（包括現金）總和。

(†) Morningstar, Inc. All Rights Reserved. Morningstar Rating™ as of 31/03/2023 (if applicable). Morningstar 版權所有，晨星星號評級數據截至31/03/2023（如適用）。(‡) Volatility measures are not calculated for funds which are less than 3 years old. 成立不足三年的基金之波幅不會被計算。This material is issued by FIL Investment Management (Hong Kong) Limited and it has not been reviewed by the Securities and Futures Commission ("SFC"). Investors are reminded of concentration risks and volatility associated with sector funds. Investment involves risks. Past performance is not indicative of future performance. Please refer to the Fidelity Prospectus for Hong Kong Investors and Product Key Facts for further details (including the risk factors). If investment returns are not denominated in HKD or USD, US/HK dollar-based investors will be exposed to exchange rate fluctuations. Fidelity, Fidelity International, the Fidelity International logo and F symbol are trademarks of FIL Limited.

本文件由富達基金(香港)有限公司發行。本文件未經證券及期貨事務監察委員會審核。投資者應注意行業投資所帶來的風險。投資涉及風險。基金過去的表現並不表示將來亦會有類似的業績。詳情請細閱富達香港投資者認購章程及產品資料概要(包括風險因素)。若投資收益並非以港元或美元計算，以美元/港元作出投資的投資者需承受匯率波動的風險。「富達」、Fidelity、Fidelity International、Fidelity International 標誌及F標誌均為FIL Limited的商標。